

RANGE ROVER SPORT



ABOVE AND BEYOND



RANGE ROVER SPORT 2015

Range Rover Sport was designed to be driven. The fastest Land Rover ever, its breathtaking performance is matched only by its distinctive design. Range Rover Sport also features new innovations such as InControl™ Apps. This optional feature enables you to optimize smartphone apps on the vehicle's Touch-screen. The option of a Hybrid engine is also available, that delivers powerful, responsive driving on-road and full capability off it.



DESIGNED TO BE DRIVEN

An introduction to Range Rover Sport

Page 2

SPECIFICATION

A true expression of your individuality

Page 20



Range Rover Sport; the most agile, dynamic and responsive Land Rover. Born from a relentless drive to create a contemporary yet authentic design, its streamlined front elevation and rearward sloping grille gives the vehicle immense road presence. With seductive flowing lines and styling, the sophisticated design of the vehicle is conveyed without compromising its character.

Vehicle shown left is Autobiography with Dynamic Pack in Corris Grey.



Settle back into the driver's seat of the Range Rover Sport and one thing is immediately apparent; it demands to be driven. The Sports Command Driving Position gives you an unparalleled view of the road ahead. The high centre console and a low centre of gravity make you feel connected to the road.

Vehicle shown right is Autobiography with Dynamic Pack in Corris Grey.





With over 65 years of all-terrain expertise, this vehicle has Land Rover capability at its heart. Using the latest technology such as Terrain Response® 2, the Range Rover Sport automatically recognises and optimises the settings for the current conditions, delivering unrivalled performance on and off-road.

Vehicle shown left is Autobiography with Dynamic Pack in Corris Grey.



A Land Rover's unrivalled breadth of capability has never been in question and the Range Rover Sport builds on those qualities with ease. Whether you're manoeuvring around tight corners or negotiating the traffic, the vehicle is surprisingly agile and has all the right credentials to help you manage any situation. Features like Hill Descent Control automatically help emphasise that sense of a relaxed and stress-free drive no matter what the situation.

Vehicle shown left is Autobiography with Dynamic Pack in Corris Grey.



Confident and composed, Range Rover Sport is the fastest, most responsive Land Rover ever. It has been engineered to incorporate the latest developments including new and enhanced chassis technologies. Powertrains such as the 4.4 litre LR-SDV8 Diesel deliver a staggering 740Nm. Whilst Range Rover Sport Hybrid delivers greatly reduced emissions and improved fuel economy without loss of performance. The vehicle truly is 100% Hybrid, 100% Land Rover.



Vehicle shown right is HSE in Corris Grey.



Range Rover Sport has been designed and engineered to meet the needs of today. It is equally at home in the city, the back of beyond or powering down the autobahn. It has been superbly conceived and created. And those personal touches that you can include in your specifications help create a heightened sense of individuality.

Interior shown left is Autobiography with Dynamic Pack in Ebony / Lunar.
Vehicle shown above is HSE in Corris Grey.



Inside the Range Rover Sport the latest innovations have been incorporated to deliver complete comfort, enjoyment and exhilaration. These include an advanced Meridian™ sound system, Touch-screen with satellite and digital TV, optional rear seat entertainment with Touch-screen remote control and WhiteFire® digital wireless headphones.

The spacious rear seating package and option of two hidden seats provide improved versatility and comfort. The generous selection of interior finishes embody the individuality and understated confidence of our customers. A full-size sliding panoramic roof that allows light to pour into the cabin.

Interiors shown left and above are Autobiography with Dynamic Pack in Ebony / Lunar.
WhiteFire® is a registered trademark of Unwired Technology LLC and any use of such marks by Land Rover is under licence.



Strength is nothing without control. Range Rover Sport features an advanced aluminium body and lightweight front and rear suspension. Torque Vectoring delivers more responsive, controlled cornering and handling through even the tightest of bends. And Adaptive Dynamics delivers continuous variable damping for balanced, dynamic handling. Range Rover Sport truly puts the 'S' in SUV.



Vehicle shown above and right is Autobiography with Dynamic Pack in Corris Grey.



Range Rover Sport's interior is meticulously fashioned to its sporting character. Superb detailing, strong elegant lines and clean surfaces combine with luxurious soft-touch finishes. Intuitively placed instruments, such as the CommandShift® 2, create a cabin that places the driver at its centre. The finest materials and an obsessive eye for detail have helped shape this comfortable yet purposeful space.

Contemporary. Beautifully designed. Flawlessly executed.



Interior shown above is Autobiography in Ebony / Lunar.
Vehicle shown right is Autobiography in Corris Grey.

NOW IT'S TIME TO CHOOSE...

Range Rover Sport offers an exclusive range of options that allow you to personalise your vehicle. The following pages take you through a logical series of steps to make it a true expression of your individuality. You have several choices: from selecting your engine and model to exterior and interior colours, wheels, finishes and those detailed touches that define your style.

If you'd like to bring your options to life, go to our online configurator at landrover.com



Hybrid

Page 22

The world's first Diesel Hybrid SUV.

Step 1

Choose your engine

Page 26

You can select from a powerful range of petrol or diesel engines including the new hybrid diesel engine.

Step 2

Choose your model

Page 28

Compare the standard features on each model.

Step 3

Choose your colour

Page 36

There's a wide range on offer to enable you to express yourself.

Step 4

Choose your wheels

Page 40

There's a range of styles, each one designed to complement the bold exterior.

Step 5

Choose your interior

Page 42

Carefully selected colours complemented by the finest metals and real wood veneers. You can personalise your own interior space.

Step 6

Choose your options

Page 62

Additional options can enhance your personal requirements.

Key Features

Page 66

The latest innovations that make your vehicle a pleasure to drive.

Technical Details

Page 70

Technical information and data for dimensions, performance and specifications.

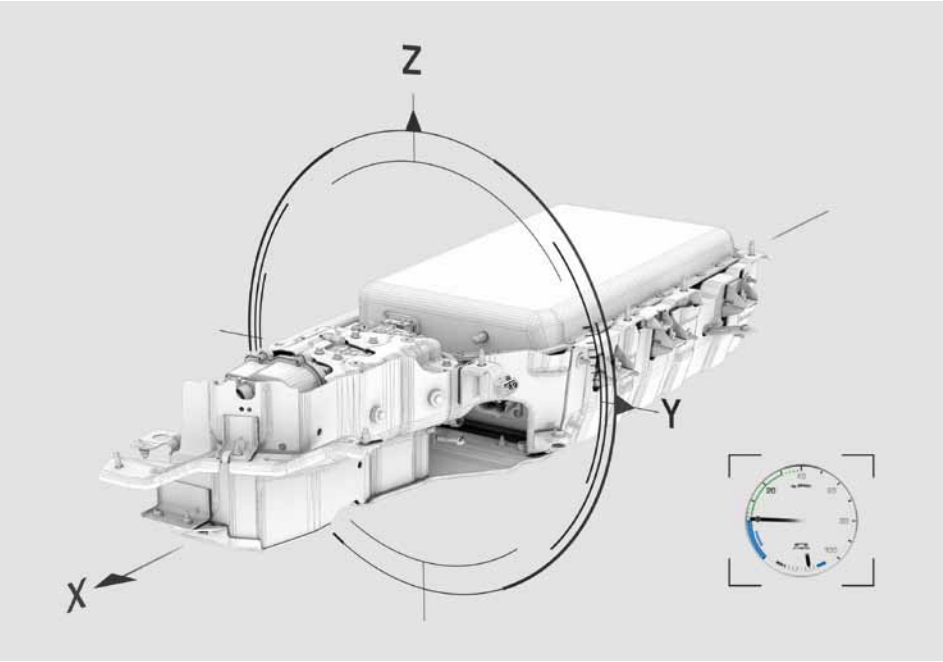
Accessories

Page 72

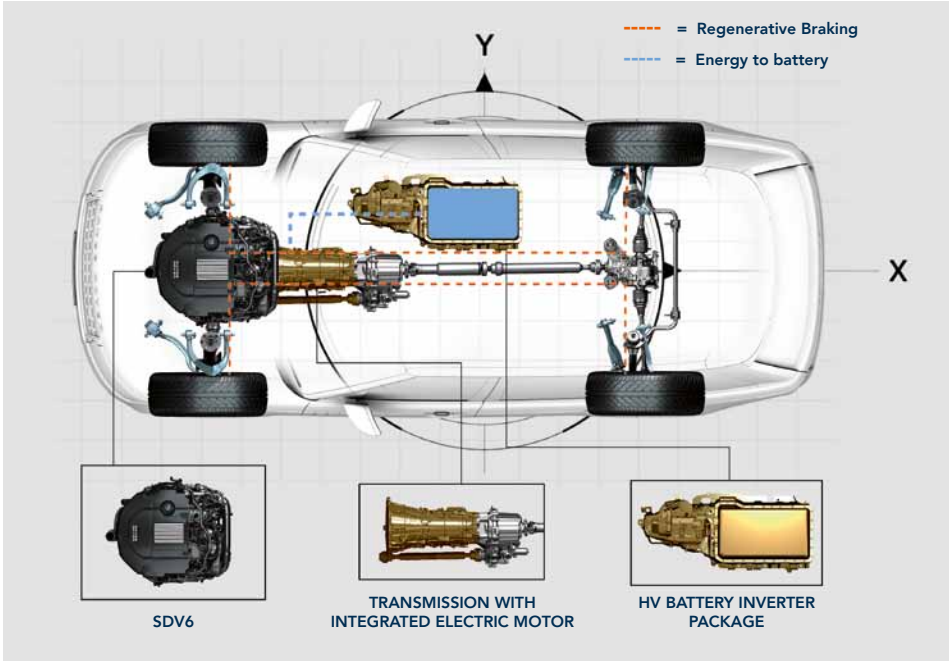
Additional accessories can enhance your personal requirements.

RANGE ROVER SPORT HYBRID

Range Rover Sport Hybrid is the first diesel SUV of its kind in the world. It has been designed and engineered to deliver class-leading capability and versatility. By fully integrating the hybrid technologies into the chassis, nothing has been lost in ground clearance, approach and departure angles or the 850mm wading depth.



Range Rover Sport Hybrid has been tested on the most demanding terrains, rigs and under the same extremes as every Land Rover. Whilst nothing has been lost in the responsiveness of the drive, hybrid technologies deliver impressive efficiencies. The 3.0L LR-SDV6 Diesel engine with a 35kW electric motor generates an impressive 700Nm of torque resulting in the same performance as the LR-SDV8 Diesel but with 13% lower (25g/km less) CO₂ emissions when compared to the LR-TDV6 engine at 169g/km.



Innovative engineering ensures the transmission of energy between battery and engine is seamless. This energy is created by the Regenerative Braking process, which captures and stores kinetic energy in the battery, normally lost through braking. This is then used to power the electric motor and ensures that torque is instantly available on demand so the vehicle maintains unrivalled breadth of capability.





Select from four Hybrid driving modes to tailor the vehicle's performance to your requirements giving the most dynamic model in Land Rover portfolio an extra dimension.

- EV** Electric Vehicle (EV) On Mode: Optimises hybrid battery power and is whisper quiet whilst travelling around town or peaceful villages.
- EV** EV Off Mode: Enables the vehicle's default setting where the hybrid system selects the most efficient combination of diesel and electric power to meet the power and torque required.
- S** Sport Mode: Gives full access to the vehicle's comparable LR-SDV8 performance. The throttle response becomes more immediate with torque triggered from less pedal pressure, ideal for overtaking when it is safe to do so.
- A OFF** Auto Stop/Start: Increases charging opportunities as this option means the engine runs continuously, inhibiting the Stop/Start system.



Attention to detail is at the very heart of Land Rover. That's why even the alloy wheels on Range Rover Sport Hybrid have been designed for increased efficiency. The design features spokes that are aerodynamically shaped so, as they move through the air, they require less power to keep them moving.

To finish, the vehicle is specified with a unique Hybrid badge that is located on the side vent.





The improved range of petrol and diesel engines, along with the new hybrid engine, use the very latest powertrains. The 3.0 litre LR-TDV6 diesel features Intelligent Stop/Start technology that automatically shuts down the engine at rest and starts again as soon as you lift your foot off the brake. In fact, coupled with lightweight all-aluminium technology and an eight-speed transmission, these engines deliver greatly improved fuel efficiency and lower CO₂ emissions. However, nothing has been lost in performance. For instance, the 5.0 litre LR-V8 Supercharged engine goes from 0-100kph in just 5.3 seconds.



| | | 3.0L TDV6 DIESEL | 3.0L SDV6 DIESEL | 3.0L SDV6 HYBRID DIESEL | 4.4L SDV8 DIESEL | 5.0L V8 SUPERCHARGED PETROL |
|---------------------------------------|---------|------------------------|------------------------|-------------------------|------------------------|-----------------------------|
| Driveline | | Four Wheel Drive (4WD) | Four Wheel Drive (4WD) | Four Wheel Drive (4WD) | Four Wheel Drive (4WD) | Four Wheel Drive (4WD) |
| Power kW (PS) | | 190 (258) | 215 (292) | 250 (340)* | 250 (339) | 375 (510) |
| Torque (Nm) | | 600 | 600 | 700* | 740 | 625 |
| Maximum torque (rpm) | | 2,000 | 2,000 | 1,500 – 3,000* | 1,750 – 2,300 | 2,500 – 5,500 |
| Capacity (cc) | | 2,993 | 2,993 | 2,993 | 4,367 | 4,999.7 |
| No. of cylinders | | 6 | 6 | 6 | 8 | 8 |
| Cylinder layout | | Longitudinal V6 | Longitudinal V6 | Longitudinal V6 | Longitudinal V8 | Longitudinal V8 |
| FUEL ECONOMY | | | | | | |
| Urban | l/100km | 8.3 | 8.7 | 6.7 | 11.5 | 18.3 |
| Extra Urban | l/100km | 6.7 | 6.8 | 6.3 | 7.6 | 9.7 |
| Combined | l/100km | 7.3 | 7.5 | 6.4 | 8.7 | 12.8 |
| CO ₂ Urban emissions | g/km | 218 | 230 | 177 | 306 | 426 |
| CO ₂ Extra Urban emissions | g/km | 177 | 180 | 165 | 203 | 226 |
| CO ₂ Combined emissions | g/km | 194 | 199 | 169 | 229 | 298 |

*When combined with electric motor.
Fuel consumption figures: the results given here do not express or imply any guarantee of the fuel consumption of any particular vehicle with which this information may be supplied. Vehicles are not individually tested and there are inevitable differences between individual vehicles of the same model. The vehicle may also incorporate particular modifications. Furthermore, the driver's style and road traffic conditions, as well as the extent to which the vehicle has been driven and the standard of maintenance, will affect its fuel consumption. Low fuel warning at 9 litres approximately.

Vehicle shown left is Autobiography in Firenze Red.

Visit landrover.com for more information.



| | S | SE | HSE | HSE WITH DYNAMIC PACK | AUTOBIOGRAPHY | AUTOBIOGRAPHY WITH DYNAMIC PACK |
|-----------------------------|---|----|-----|-----------------------|---------------|---------------------------------|
| 3.0L TDV6 Diesel | ■ | ■ | ■ | ■ | | |
| 3.0L SDV6 Diesel | | ■ | ■ | ■ | ■ | ■ |
| 3.0L SDV6 Hybrid Diesel | | | ■ | ■ | ■ | ■ |
| 4.4L SDV8 Diesel | | | ■ | ■ | ■ | ■ |
| 5.0L V8 Supercharged Petrol | | | | ■ | | ■ |

Vehicle shown left is Autobiography in Firenze Red.

Visit landrover.com for more information.

STEP 2 CHOOSE YOUR MODEL – CHOICES

Each model has a choice of engines and unique features. This guide will help you to select your ideal Range Rover Sport. On the following pages you'll see the standard features for each model.

RANGE ROVER SPORT S / SE*



- Grille in Dark Atlas with Gloss Black surround
- Fender vent with Dark Atlas fingers, Atlas mesh and Gloss Black surround
- Body coloured upper mirror caps
- Tow eye covers in Dark Atlas
- 19 inch five split-spoke 'Style 501' (TDV6 only)
- 20 inch five split-spoke 'Style 520' (Standard on SE with SDV6)
- Seats for S model in Cloth
- Seats for SE model in Grained leather.

RANGE ROVER SPORT HSE



- Grille in Atlas with Gloss Black surround
- Fender vent with Atlas fingers, Atlas mesh and Gloss Black surround
- Body coloured upper mirror caps
- Fog lamp surrounds and tow eye covers in Atlas
- 20 inch five split-spoke 'Style 520'
- Seats in Oxford Perforated leather as standard
- Available with Hybrid.

RANGE ROVER SPORT HSE WITH DYNAMIC PACK



- Grille in Gloss Black painted mesh with Gloss Black surround
- Fender vent with Gloss Black fingers, Atlas mesh and Gloss Black surround
- Gloss Black upper mirror caps
- Fog lamp surrounds and tow eye covers in Gloss Black
- Tailgate finisher in Gloss Black
- 21 inch five split-spoke 'Style 507' with Diamond Turned finish
- 20 inch Red Brembo™ branded brake calipers
- Performance Enhancement (increase in Top Speed)
- Seats in Oxford Perforated leather as standard
- Additional Dynamic pack interior colourways
- Available with Hybrid.

RANGE ROVER SPORT AUTOBIOGRAPHY



- Grille in Atlas with Gloss Black surround
- Fender vent with Atlas fingers, Atlas mesh and Gloss Black surround
- Body coloured upper mirror caps
- Fog lamp surrounds and tow eye covers in Atlas
- 21 inch five split-spoke 'Style 507'
- Seats in Oxford Perforated leather with Autobiography Pattern as standard
- Available with Hybrid.

RANGE ROVER SPORT AUTOBIOGRAPHY WITH DYNAMIC PACK



- Grille in Gloss Black painted mesh with Gloss Black surround
- Fender vent with Gloss Black fingers, Atlas mesh and Gloss Black surround
- Gloss Black upper mirror caps
- Unique design of front and rear bumper corners
- Fog lamp surrounds and tow eye covers in Gloss Black
- Tailgate finisher in Gloss Black
- 21 inch five split-spoke 'Style 505'
- 20 inch Red Brembo™ branded brake calipers
- Performance Enhancement (increase in Top Speed)
- Seats in Oxford Perforated leather with Autobiography Pattern as standard
- Additional Dynamic pack interior colourways
- Available with Hybrid.

STEP 2 CHOOSE YOUR MODEL – STANDARD FEATURES

| | S | SE | HSE | HSE WITH DYNAMIC PACK | AUTOBIOGRAPHY | AUTOBIOGRAPHY WITH DYNAMIC PACK |
|--|---|----|-----|-----------------------|---------------|---------------------------------|
| ENGINE TRANSMISSION, SUSPENSION AND DRIVING DYNAMICS | | | | | | |
| Eight-speed Automatic Transmission with CommandShift® 2 | ■ | ■ | ■ | ■ | ■ | ■ |
| Single speed Transfer Box (high range only) (not available on SDV6 Hybrid, SDV8 and V8 Supercharged) | ■ | ■ | ■ | ■ | ■ | ■ |
| Twin speed Transfer Box (high/low range) (not available on TDV6, optional on SDV6 in packs) | | | ■ | ■ | ■ | ■ |
| Active Vanes (upper only) (Diesel only) | ■ | ■ | ■ | ■ | ■ | ■ |
| Electronic cross linked air suspension with automatic load levelling | ■ | ■ | ■ | ■ | ■ | ■ |
| Four Corner Air Suspension (FCAS) | ■ | ■ | ■ | ■ | ■ | ■ |
| Terrain Response® (1) (SDV6 & TDV6 only) | ■ | ■ | ■ | ■ | ■ | ■ |
| Terrain Response® 2 (2) (not available on TDV6 , optional on SDV6 in packs) | | | ■ | ■ | ■ | ■ |
| Adaptive Dynamics (2) (not available on TDV6) | | ■ | ■ | ■ | ■ | ■ |
| Dynamic Response (2) (not available on TDV6, optional on SDV6 in packs, standard on SDV6 Hybrid, SDV8 and V8 Supercharged) | | | | ■ | | ■ |
| Dynamic Program (2) (not available on TDV6, optional on SDV6 in packs, standard on SDV6 Hybrid, SDV8 and V8 Supercharged) | | | | ■ | | ■ |
| Torque Vectoring (2) (not available on TDV6, optional on SDV6 in packs, standard on SDV6 Hybrid, SDV8 and V8 Supercharged) | | | | ■ | | ■ |
| Intelligent Stop/Start System | ■ | ■ | ■ | ■ | ■ | ■ |
| Speed proportional Electric Power Assisted Steering (EPAS) | ■ | ■ | ■ | ■ | ■ | ■ |
| Paddle Shift (standard on SDV8 and V8 Supercharged, and on Dynamic models only on TDV6, SDV6 and SDV6 Hybrid) | | | ■ | ■ | ■ | ■ |
| Performance Enhancement (increase in top speed) | | | | ■ | | ■ |
| 19 inch standard finish brake calipers (TDV6 S, SE and HSE only) | ■ | ■ | ■ | ■ | | |
| 20 inch standard finish brake calipers (SDV6 SE, HSE and Autobiography, SDV6 Hybrid HSE and Autobiography) | | ■ | ■ | | ■ | |
| 20 inch Red Brembo™ branded brake calipers (front only, non-branded rear) | | | | ■ | | ■ |
| Electric Parking Brake (EPB) | ■ | ■ | ■ | ■ | ■ | ■ |
| Brake Pre-Fill | ■ | ■ | ■ | ■ | ■ | ■ |
| Anti-lock Braking System (ABS) | ■ | ■ | ■ | ■ | ■ | ■ |
| Cornering Brake Control (CBC) | ■ | ■ | ■ | ■ | ■ | ■ |
| Dynamic Stability Control (DSC) | ■ | ■ | ■ | ■ | ■ | ■ |
| Electronic Brake-force Distribution (EBD) | ■ | ■ | ■ | ■ | ■ | ■ |
| Emergency Brake Assist (EBA) | ■ | ■ | ■ | ■ | ■ | ■ |
| Electronic Traction Control (ETC) | ■ | ■ | ■ | ■ | ■ | ■ |
| Gradient Release Control (GRC) and Gradient Acceleration Control (GAC) | ■ | ■ | ■ | ■ | ■ | ■ |
| Hill Descent Control (HDC®) | ■ | ■ | ■ | ■ | ■ | ■ |
| Reactive Grounding Response | ■ | ■ | ■ | ■ | ■ | ■ |
| EXTERIOR FEATURES AND FINISHERS | | | | | | |
| Roof and Exterior Styling | | | | | | |
| Body coloured metal roof | ■ | ■ | ■ | ■ | ■ | ■ |
| Roof rack mounting provisions | ■ | ■ | ■ | ■ | ■ | ■ |
| Body coloured upper mirror caps | ■ | ■ | ■ | | ■ | |
| Gloss Black upper mirror caps | | | | ■ | | ■ |
| Body coloured side sills and bumpers | | | | | ■ | ■ |
| Twin tailpipes | ■ | ■ | ■ | ■ | ■ | ■ |

| | S | SE | HSE | HSE WITH DYNAMIC PACK | AUTOBIOGRAPHY | AUTOBIOGRAPHY WITH DYNAMIC PACK |
|--|---|----|-----|-----------------------|---------------|---------------------------------|
| EXTERIOR FEATURES AND FINISHERS (CONTINUED) | | | | | | |
| Glass and Exterior Mirrors | | | | | | |
| Acoustic laminated front windscreen | | ■ | ■ | ■ | ■ | ■ |
| Toughened front, rear door and quarter light glass | ■ | | | | | |
| Laminated front door, toughened rear door and quarter light glass | | ■ | ■ | ■ | ■ | ■ |
| Heated windscreen | | | ■ | ■ | ■ | ■ |
| Power windows (front and rear) with auto close | ■ | ■ | ■ | ■ | ■ | ■ |
| Rain sensing windscreen wipers | ■ | ■ | ■ | ■ | ■ | ■ |
| Heated off-screen wiper | ■ | ■ | ■ | ■ | ■ | ■ |
| Heated rear window | ■ | ■ | ■ | ■ | ■ | ■ |
| Exterior mirror auto reverse dipping | ■ | ■ | ■ | ■ | ■ | ■ |
| Heated and adjustable mirrors | ■ | ■ | | | | |
| Power adjustable, heated powerfold exterior mirrors with approach lamps (3) | | | ■ | ■ | ■ | ■ |
| Headlamps and Lighting | | | | | | |
| Front fog lamps | | ■ | ■ | ■ | ■ | ■ |
| Automatic headlamps | ■ | ■ | ■ | ■ | ■ | ■ |
| Halogen headlamps | ■ | ■ | | | | |
| Xenon headlamps with LED signature (includes headlamp powerwash) | | | ■ | ■ | ■ | ■ |
| Follow-me-home lighting | ■ | ■ | ■ | ■ | ■ | ■ |
| Side repeater indicators in mirror | | ■ | ■ | ■ | ■ | ■ |
| Hazard lights under heavy braking | | | ■ | ■ | ■ | ■ |
| Paint | | | | | | |
| Solid paint | ■ | ■ | ■ | ■ | ■ | ■ |
| Towing | | | | | | |
| Trailer stability control | ■ | ■ | ■ | ■ | ■ | ■ |
| 3,500kg gross towing load | ■ | ■ | ■ | ■ | ■ | ■ |
| 3,000kg gross towing load (on SDV6 Hybrid models) | | | ■ | ■ | ■ | ■ |
| Towing Preparation Kit and front and rear recovery hooks | ■ | ■ | ■ | ■ | ■ | ■ |
| Wheels and Wheel Options | | | | | | |
| 19 inch five split-spoke 'Style 501' (TDV6 only) | ■ | ■ | | | | |
| 20 inch five split-spoke 'Style 520' (optional on SE with TDV6) | | ■ | ■ | | | |
| 21 inch six-spoke 'Style 602' (SDV6 Hybrid engine only) | | | ■ | | ■ | |
| 21 inch six-spoke 'Style 602' with Diamond Turned finish (SDV6 Hybrid engine only) | | | | ■ | | ■ |
| 21 inch five split-spoke 'Style 507' | | | | | ■ | |
| 21 inch five split-spoke 'Style 507' with Diamond Turned finish | | | | ■ | | |
| 21 inch five split-spoke 'Style 505' | | | | | | ■ |
| Locking wheel nuts | ■ | ■ | ■ | ■ | ■ | ■ |
| Tyre Pressure Monitoring System (TPMS) | ■ | ■ | ■ | ■ | ■ | ■ |
| Tyre repair system | ■ | ■ | | | | |
| Reduced section spare wheel | | | ■ | ■ | ■ | ■ |

(1) Requires single speed transfer box (2) Requires twin speed transfer box. (3) Includes memory function when ordered with seats with memory ('Style 3' and 'Style 5')
Brembo is a registered trademark of Freni Brembo S.p.A

STEP 2 CHOOSE YOUR MODEL – STANDARD FEATURES

| | S | SE | HSE | HSE WITH DYNAMIC PACK | AUTOBIOGRAPHY | AUTOBIOGRAPHY WITH DYNAMIC PACK |
|---|---|----|-----|-----------------------|---------------|---------------------------------|
| SEATING, INTERIOR FEATURES AND FINISHERS | | | | | | |
| Seating | | | | | | |
| Cloth | ■ | | | | | |
| Grained leather | | ■ | | | | |
| Oxford Perforated leather | | | ■ | ■ | | |
| Oxford Perforated leather with Autobiography Pattern (Single / Duo / Tri tone) | | | | | ■ | ■ |
| ‘Style 1’ – eight-way / six-way semi-powered seats | ■ | ■ | | | | |
| ‘Style 2’ – 16-way / 16-way powered seats | | | ■ | ■ | | |
| ‘Style 5’ – 18-way / 18-way powered seats with memory | | | | | ■ | ■ |
| 60:40 Folding rear seats | ■ | ■ | ■ | ■ | ■ | ■ |
| Head restraints two-way adjust | ■ | ■ | ■ | ■ | ■ | ■ |
| Climate front seats with heated rear seats | | | | | ■ | ■ |
| ISOFIX seat anchorages | ■ | ■ | ■ | ■ | ■ | ■ |
| Second row manual recline | ■ | ■ | ■ | ■ | ■ | ■ |
| Steering Wheel | | | | | | |
| Manual steering column | ■ | ■ | | | | |
| Power adjustable steering column (entry and exit tilt away with reach / rake on steering wheel) | | | ■ | ■ | ■ | ■ |
| Leather steering wheel with multi-functional controls | ■ | ■ | ■ | ■ | ■ | ■ |
| Interior Finisher | | | | | | |
| Dark Brushed Aluminium Trim finisher | ■ | ■ | | | | |
| Micro Mesh Aluminium Trim finisher | | | ■ | | | |
| Sport Textured Aluminium Trim finisher | | | | ■ | | |
| Dark Engine Turned Aluminium Trim finisher | | | | | | ■ |
| Shadow Zebrano Wood Veneer finisher | | | | | ■ | |
| Headlining | | | | | | |
| Morzine headlining (Cirrus or Ivory dependent on colourway) | ■ | ■ | ■ | ■ | | |
| Alston headlining (Cirrus, Ivory or Ebony dependent on colourway) | | | | | ■ | ■ |
| Interior Features | | | | | | |
| Stainless steel sports pedals | | | | ■ | | ■ |
| Aluminium treadplates with Range Rover lettering | | | ■ | ■ | ■ | ■ |
| Single blade sunvisor | ■ | ■ | ■ | ■ | ■ | ■ |
| Manual dimming interior mirror | ■ | | | | | |
| Auto-dimming interior mirror | | ■ | ■ | ■ | ■ | ■ |
| Front centre console cooler compartment | | | | | ■ | ■ |
| Two-zone climate control | ■ | ■ | ■ | ■ | ■ | ■ |
| Interior mood lighting | ■ | ■ | ■ | ■ | | |
| Customer configurable interior mood lighting | | | | | ■ | ■ |
| Driver and passenger sunvisor with illuminated vanity mirror | ■ | ■ | ■ | ■ | ■ | ■ |
| Centre armrest with cubby box | ■ | ■ | ■ | ■ | ■ | ■ |
| Front and rear grab handles | ■ | ■ | ■ | ■ | ■ | ■ |
| Front and rear cupholders | ■ | ■ | ■ | ■ | ■ | ■ |
| Secure glove box stowage | ■ | ■ | ■ | ■ | ■ | ■ |
| Front and rear premium carpet mats | | | | | ■ | ■ |
| Non-smokers pack (stowage bin) | ■ | ■ | ■ | ■ | ■ | ■ |

| | S | SE | HSE | HSE WITH DYNAMIC PACK | AUTOBIOGRAPHY | AUTOBIOGRAPHY WITH DYNAMIC PACK |
|--|---|----|-----|-----------------------|---------------|---------------------------------|
| SAFETY AND SECURITY | | | | | | |
| Single point entry, customer configurable | ■ | ■ | ■ | ■ | ■ | ■ |
| Power operated child locks | ■ | ■ | ■ | ■ | ■ | ■ |
| Push button keyless Start/Stop | ■ | ■ | ■ | ■ | ■ | ■ |
| Driver and Passenger Airbags (side, seat-front, thorax, pelvis) | ■ | ■ | ■ | ■ | ■ | ■ |
| Roll Stability Control (RSC) | ■ | ■ | ■ | ■ | ■ | ■ |
| Active Speed Limiter device (ASL) | ■ | ■ | ■ | ■ | ■ | ■ |
| Front height adjustable seat belts | ■ | ■ | ■ | ■ | ■ | ■ |
| Perimetric alarm with engine immobilisation | ■ | ■ | ■ | ■ | ■ | ■ |
| CONVENIENCE AND LOADSPACE FEATURES | | | | | | |
| Interior Features | | | | | | |
| Front Parking Aid with front visual display | | | ■ | ■ | ■ | ■ |
| Rear Park Distance sensors with visual display | ■ | ■ | ■ | ■ | ■ | ■ |
| Cruise control | ■ | ■ | ■ | ■ | ■ | ■ |
| Rear view camera | | | ■ | ■ | ■ | ■ |
| Loadspace Features | | | | | | |
| Roller loadspace cover | ■ | ■ | ■ | ■ | ■ | ■ |
| Loadspace mounting provisions | ■ | ■ | ■ | ■ | ■ | ■ |
| Manual single piece tailgate | ■ | ■ | | | | |
| Power single piece tailgate | | | ■ | ■ | ■ | ■ |
| INFORMATION, COMMUNICATION AND ENTERTAINMENT | | | | | | |
| Range Rover Audio System (250W) with eight speakers | ■ | ■ | ■ | ■ | | |
| Meridian™ Surround Sound Audio System (825W) with 19 speakers | | | | | ■ | ■ |
| Eight-inch Touch-screen | ■ | ■ | ■ | ■ | ■ | ■ |
| User selectable screen savers | ■ | ■ | ■ | ■ | ■ | ■ |
| Partial TFT / LCD instrument cluster (not available on SDV6 Hybrid and SDV8) | ■ | ■ | ■ | ■ | | |
| TFT virtual instrument panel (Standard on SDV6 Hybrid and SDV8) | | | ■ | ■ | ■ | ■ |
| Hard disk navigation system (includes voice control) | | ■ | ■ | ■ | ■ | ■ |
| MP3 compatible audio disk | ■ | ■ | ■ | ■ | ■ | ■ |
| One USB Socket in cubby box | ■ | ■ | ■ | ■ | ■ | ■ |
| Auxiliary device connectivity (full integrated streaming) | ■ | ■ | ■ | ■ | ■ | ■ |
| Bluetooth® audio streaming and Bluetooth® phone connection | ■ | ■ | ■ | ■ | ■ | ■ |
| Auxiliary power sockets (front, second row and loadspace 12V) | ■ | ■ | ■ | ■ | ■ | ■ |
| Event data recorder | ■ | ■ | ■ | ■ | ■ | ■ |

STEP 3 CHOOSE YOUR COLOUR

Body and Roof Colour

| | | | | | | | | | | |
|-----------------------|-----------------------------|-------------------------------|----------------------------|------------------------------|-----------------------------|-----------------------|---------------------------|---------------------------|-------------------------------------|------------------------------|
| Fuji White (Solid) | Yulong White* (Metallic) | Aleutian Silver (Metallic) | Indus Silver (Metallic) | Kaikoura Stone (Metallic) | Aruba (Premium Metallic) | Chablis (Metallic) | Scotia Grey (Metallic) | Corris Grey (Metallic) | Causeway Grey (Premium Metallic) | Montalcino Red (Metallic) |
| | | | | | | | | | | |

Optional Roof Colour

Contrast Indus Silver

| | | | | | | | | | | |
|---------------|---------------|---------------|---------------|---------------|---------------|---------------|--|--|--|--|
| not available | not available | not available | not available | not available | not available | not available | | | | |
|---------------|---------------|---------------|---------------|---------------|---------------|---------------|--|--|--|--|

Contrast Corris Grey

| | | | | | | | | | | |
|--|--|--|--|--|--|--|---------------|---------------|---------------|---------------|
| | | | | | | | not available | not available | not available | not available |
|--|--|--|--|--|--|--|---------------|---------------|---------------|---------------|

Contrast Santorini Black

| | | | | | | | | | | |
|--|--|--|--|--|--|--|--|--|--|--|
| | | | | | | | | | | |
|--|--|--|--|--|--|--|--|--|--|--|

*The availability of exterior paint colours varies by model and by time of year.
Please contact your local Land Rover Dealer for further details.

Body and Roof Colour

| | | | | | | | | |
|---------------------------|------------------------------|-----------------------------|--------------------------|-------------------------------------|-------------------------------|--------------------------------|------------------------------|------------------------------------|
| Firenze Red (Metallic) | Chile* (Premium Metallic) | Aintree Green (Metallic) | Loire Blue (Metallic) | Mariana Black (Premium Metallic) | Santorini Black (Metallic) | Barossa* (Premium Metallic) | Havana (Premium Metallic) | Barolo Black (Premium Metallic) |
| | | | | | | | | |

Optional Roof Colour

Contrast Indus Silver

| | | | | | | | | |
|--|--|--|--|--|--|--|--|--|
| | | | | | | | | |
|--|--|--|--|--|--|--|--|--|

Contrast Corris Grey

| | | | | | | | | |
|--|--|--|--|--|--|--|---------------|--|
| | | | | | | | not available | |
|--|--|--|--|--|--|--|---------------|--|

Contrast Santorini Black

| | | | | | | | | |
|--|--|--|---------------|---------------|---------------|---------------|--|---------------|
| | | | not available | not available | not available | not available | | not available |
|--|--|--|---------------|---------------|---------------|---------------|--|---------------|



Personalising the exterior

For an even more striking effect, Range Rover Sport HSE with Dynamic Pack and Autobiography with Dynamic Pack can be further personalised with the optional Stealth Pack. Emphasising the assertive, confident stance of the vehicle, the Stealth Pack makes Range Rover Sport your own.



Stealth Pack is available in all exterior colour options and includes Satin Black exterior accents such as; front grille and grille surround, RANGE ROVER lettering on bonnet and tailgate, upper mirror caps, tow eye cover. In addition the pack comes with darkened front and rear headlamps and a choice of 21 inch or 22 inch wheels in Satin Black finish.

Visit landrover.com for more information.

STEP 4 CHOOSE YOUR WHEELS



19 INCH FIVE SPLIT-SPOKE
'STYLE 501'*



19 INCH FIVE SPLIT-SPOKE
SATIN DARK GREY FINISH
'STYLE 501'*



20 INCH FIVE SPLIT-SPOKE
'STYLE 520'*



21 INCH FIVE SPLIT-SPOKE
'STYLE 505'



21 INCH FIVE SPLIT-SPOKE
'STYLE 507'*



21 INCH FIVE SPLIT-SPOKE
DIAMOND TURNED FINISH
'STYLE 507'*



22 INCH FIVE SPLIT-SPOKE
'STYLE 504'



22 INCH FIVE SPLIT-SPOKE
'STYLE 508'

| | OPTION CODE | S | SE | HSE | HSE WITH DYNAMIC PACK | AUTOBIOGRAPHY | AUTOBIOGRAPHY WITH DYNAMIC PACK |
|---|-------------|---|----|-----|-----------------------|---------------|---------------------------------|
| WHEELS | | | | | | | |
| 19 inch five split-spoke 'Style 501' (TDV6 only)* | 029SA | ■ | ■ | △ | △ | – | – |
| 19 inch five split-spoke 'Style 501' with Satin Dark Grey finish (TDV6 only)* | 029XR | □ | □ | △ | △ | – | – |
| 20 inch five split-spoke 'Style 520' (Standard on SE with SDV6)* | 029SB | □ | □ | ■ | △ | △ | △ |
| 21 inch five split-spoke 'Style 505' | 029SW | – | – | – | – | – | ■ |
| 21 inch five split-spoke 'Style 507'* | 029SD | □ | □ | □ | △ | ■ | △ |
| 21 inch five split-spoke 'Style 507' with Diamond Turned finish* | 029SE | □ | □ | □ | ■ | □ | □ |
| 22 inch five split-spoke 'Style 504' | 029SF | □ | □ | □ | □ | □ | □ |
| 22 inch five split-spoke 'Style 508' | 029SY | – | – | – | – | – | □ |



21 INCH SIX-SPOKE
'STYLE 602'



21 INCH SIX-SPOKE
DIAMOND TURNED FINISH
'STYLE 602'




21 INCH NINE SPOKE
SATIN BLACK FINISH
'STYLE 901'



22 INCH FIVE SPLIT-SPOKE
SATIN BLACK FINISH
'STYLE 508'

| | OPTION CODE | S | SE | HSE | HSE WITH DYNAMIC PACK | AUTOBIOGRAPHY | AUTOBIOGRAPHY WITH DYNAMIC PACK |
|--|-------------|---|----|-----|-----------------------|---------------|---------------------------------|
| WHEELS | | | | | | | |
| 21 inch six-spoke 'Style 602' (SDV6 Hybrid only) | 029TA | – | – | ■ | △ | ■ | △ |
| 21 inch six-spoke 'Style 602' with Diamond Turned finish (SDV6 Hybrid only) | 029TB | – | – | □ | ■ | □ | ■ |
| 21 inch nine spoke 'Style 901' with Satin Black finish (Stealth Pack Only) | 029TN | – | – | – | □ | – | □ |
| 22 inch five split-spoke 'Style 508' with Satin Black finish (Stealth Pack Only) | 029TP | – | – | – | □ | – | □ |

■ Standard □ Optional △ No Cost Option – Not Available
*Available as an accessory fitment.



Contemporary. Beautifully designed. Flawlessly executed. The interior of each and every Range Rover Sport defines modern living. The strong architectural lines of the interior are balanced by soft lighting and the choice of colourways available. The fit and finish has been taken to another level: the use of leather and metal truly complements the sporty styling.



The softest of leathers, the most meticulous of finishes

The interior is upholstered in the finest natural materials. The warmth of wood veneers, superb metal finishes and soft leathers combine to create a sense of home. The attention to detail is everywhere you look and in everything you touch. The type of leather is determined by model choice as outlined in the following pages.



DARK BRUSHED ALUMINIUM FINISHER MICRO MESH ALUMINIUM FINISHER SPORT TEXTURED ALUMINIUM FINISHER DARK ENGINE TURNED ALUMINIUM FINISHER SHADOW ZEBRANO WOOD VENEER DARK GREY OAK WOOD VENEER GRAND BLACK WOOD VENEER



5 Seats

The seat configuration has been intelligently redesigned to accommodate the lines of the roofline. It's light and spacious, ensuring everyone has a relaxed and comfortable journey. There is generous leg, shoulder and head room throughout the contemporary cabin.






























5+2 Seating

The 5+2 arrangement has two seats stowed under the floor of the luggage compartment that have been designed for occasional use, enabling the vehicle to accommodate up to seven occupants.*

*The third row seats are not suitable for use by children who require child seats or booster seats

COLOUR AND TRIM MATRIX

| COLOURWAYS | | EBONY/LUNAR | | | ESPRESSO/ALMOND | | | EBONY/CIRRUS | | | ESPRESSO/IVORY | | |
|---|---------------------------------------|-------------|-------|-----------------|-----------------|--------|---------------------|--------------|--------|------------------|----------------|-------|--------------------|
| | | (page 51) | | | (page 52) | | | (page 53) | | | (page 54) | | |
| INTERIOR COLOUR | | | | | | | | | | | | | |
| Seat colour | | Ebony | Lunar | Ebony/ Lunar | Espresso | Almond | Espresso/ Almond | Ebony | Cirrus | Ebony/ Cirrus | Espresso | Ivory | Espresso/ Ivory |
| Carpet | | Ebony | | | Espresso | | | Ebony | | | Espresso | | |
| MODEL | | | | | | | | | | | | | |
| S (Cloth) | | ○ | – | – | – | – | – | – | – | – | – | – | – |
| SE (Grained leather) | | ○ | – | – | – | ○ | – | – | ○ | – | – | – | – |
| HSE (Oxford Perforated leather) | | ○ | ○ | – | ○ | ○ | – | ○ | ○ | – | ○ | ○ | – |
| HSE with Dynamic Pack (Oxford Perforated leather) | | ○ | ○ | – | ○ | ○ | – | ○ | ○ | – | ○ | ○ | – |
| Autobiography (Oxford Perforated leather with Autobiography Pattern) | | ○ | ○ | ○ | ○ | ○ | ○ | ○ | ○ | ○ | ○ | ○ | ○ |
| Autobiography with Dynamic Pack (Oxford Perforated leather with Autobiography Pattern) | | ○ | ○ | ○ | ○ | ○ | ○ | ○ | ○ | ○ | ○ | ○ | ○ |
| TRIM FINISHER | | | | | | | | | | | | | |
|  | Dark Brushed Aluminium finisher | ○ | – | – | – | ○ | – | – | ○ | – | – | – | – |
|  | Micro Mesh Aluminium finisher | ○ | – | – | ○ | ○ | – | ○ | ○ | – | ○ | ○ | – |
|  | Sport Textured Aluminium finisher | ○ | ○ | – | ○ | ○ | – | ○ | ○ | – | ○ | ○ | – |
|  | Dark Engine Turned Aluminium finisher | ○ | ○ | ○ | ○ | ○ | ○ | ○ | ○ | ○ | ○ | ○ | ○ |
|  | Shadow Zebrano Wood Veneer | – | – | – | ○ | ○ | ○ | – | – | – | ○ | ○ | ○ |
|  | Dark Grey Oak Wood Veneer | ○ | ○ | ○ | – | – | – | ○ | ○ | ○ | – | – | – |
|  | Grand Black Wood Veneer | ○ | ○ | ○ | ○ | ○ | ○ | ○ | ○ | ○ | ○ | ○ | ○ |
| EXTERIOR COLOUR | | | | | | | | | | | | | |
|  | Fuji White | ○ | ○ | ○ | ○ | ○ | ○ | ○ | ○ | ▲ | ○ | ○ | ○ |
|  | Yulong White* | ○ | ○ | ▲ | ○ | ○ | ○ | ▲ | ▲ | ▲ | ○ | ○ | ○ |
|  | Aleutian Silver | ○ | ○ | ○ | ○ | ○ | ○ | ○ | ▲ | ○ | ○ | ○ | ○ |
|  | Indus Silver | ▲ | ○ | ○ | ○ | ○ | ○ | ▲ | ○ | ○ | ○ | ○ | ○ |
|  | Kaikoura Stone | ○ | ○ | ○ | ▲ | ○ | ○ | ○ | ○ | ○ | ▲ | ○ | ▲ |
|  | Aruba | ○ | ○ | ○ | ▲ | ○ | ○ | ○ | ○ | ○ | ▲ | ○ | ○ |
|  | Chablis | ○ | ○ | ○ | ○ | ○ | ○ | ○ | ○ | ○ | ○ | ○ | ○ |
|  | Scotia Grey | ○ | ○ | ○ | ○ | ○ | ○ | ○ | ○ | ○ | ○ | ○ | ○ |
|  | Corris Grey | ○ | ○ | ▲ | ○ | ○ | ○ | ○ | ○ | ○ | ○ | ○ | ○ |
|  | Causeway Grey | ○ | ○ | ▲ | ○ | ○ | ○ | ▲ | ○ | ▲ | ○ | ○ | ○ |
|  | Montalcino Red | ○ | ○ | ○ | ○ | ○ | ○ | ○ | ○ | ○ | ○ | ○ | ○ |
|  | Firenze Red | ○ | ○ | ○ | ○ | ○ | ○ | ○ | ○ | ○ | ○ | ○ | ○ |
|  | Chile* | ▲ | ○ | ○ | ○ | ○ | ○ | ▲ | ○ | ○ | ○ | ○ | ○ |
|  | Aintree Green | ○ | ○ | ○ | ○ | ○ | ○ | ○ | ○ | ○ | ○ | ▲ | ○ |
|  | Loire Blue | ○ | ○ | ○ | ○ | ○ | ○ | ○ | ○ | ○ | ○ | ○ | ○ |
|  | Mariana Black | ○ | ○ | ○ | ○ | ○ | ○ | ○ | ▲ | ○ | ○ | ○ | ○ |
|  | Barossa* | ○ | ○ | ○ | ○ | ▲ | ○ | ○ | ○ | ○ | ○ | ○ | ○ |
|  | Santorini Black | ○ | ▲ | ○ | ○ | ○ | ○ | ○ | ▲ | ○ | ○ | ○ | ○ |
|  | Havana | ○ | ▲ | ○ | ○ | ○ | ▲ | ○ | ○ | ○ | ○ | ○ | ▲ |
|  | Barolo Black | ○ | ○ | ○ | ○ | ○ | ○ | ○ | ○ | ○ | ○ | ▲ | ○ |

*The availability of exterior paint colours varies by model and by time of year. Please contact your local Land Rover Dealer for further details.
▲ Combination is Designer's Choice ○ Combination is Available – Not Available.

The above table is designed as a guide. Please contact your nearest Land Rover Dealer for more information.

| COLOURWAYS | | EBONY/IVORY | | | EBONY/TAN | | EBONY/PIMENTO | | ESPRESSO/ IVORY/TAN | ESPRESSO/IVORY/ SAVANNAH | EBONY/LUNAR/ CIRRUS | EBONY/LUNAR/ SAVANNAH | |
|---|--|-------------|-------|-----------------|-----------|---------------|---------------|-------------------|------------------------|-----------------------------|------------------------|--------------------------|--|
| | | (page 55) | | | (page 56) | | (page 57) | | (page 58) | (page 59) | (page 60) | (page 61) | |
| INTERIOR COLOUR | | | | | | | | | | | | | |
| Seat colour | | Ebony | Ivory | Ebony/ Ivory | Tan | Ebony/ Tan | Pimento | Ebony/ Pimento | Espresso/Ivory/ Tan | Espresso/Ivory/ Savannah | Ebony/Lunar/ Cirrus | Ebony/Lunar/ Savannah | |
| Carpet | | Ebony | | | Ebony | | Ebony | | Espresso | Espresso | Ebony | Ebony | |
| MODEL | | | | | | | | | | | | | |
| S (Cloth) | | – | – | – | – | – | – | – | – | – | – | – | |
| SE (Grained leather) | | – | – | – | – | – | – | – | – | – | – | – | |
| HSE (Oxford Perforated leather) | | ○ | ○ | – | – | – | – | – | – | – | – | – | |
| HSE with Dynamic Pack (Oxford Perforated leather) | | ○ | ○ | – | ○ | – | ○ | – | – | – | – | – | |
| Autobiography (Oxford Perforated leather with Autobiography Pattern) | | ○ | ○ | ○ | – | – | – | – | ○ | ○ | – | – | |
| Autobiography with Dynamic Pack (Oxford Perforated leather with Autobiography Pattern) | | ○ | ○ | ○ | ○ | ○ | ○ | ○ | ○ | ○ | ○ | ○ | |
| TRIM FINISHER | | | | | | | | | | | | | |
| | | – | – | – | – | – | – | – | – | – | – | – | |
| | | ○ | ○ | – | – | – | – | – | – | – | – | – | |
| | | ○ | ○ | – | ○ | – | ○ | – | – | – | – | – | |
| | | ○ | ○ | ○ | ○ | ○ | ○ | ○ | ○ | ○ | ○ | ○ | |
| | | ○ | ○ | ○ | – | – | – | – | ○ | ○ | – | – | |
| | | – | – | – | ○ | ○ | ○ | ○ | – | – | ○ | ○ | |
| | | ○ | ○ | ○ | ○ | ○ | ○ | ○ | ○ | ○ | ○ | ○ | |
| EXTERIOR COLOUR | | | | | | | | | | | | | |
| | | ○ | ○ | ○ | ▲ | ○ | ○ | ○ | ▲ | ○ | ▲ | ○ | |
| | | ○ | ○ | ○ | ▲ | ▲ | ▲ | ○ | ○ | ○ | ○ | ▲ | |
| | | ○ | ○ | ○ | ○ | ○ | ○ | ○ | ○ | ○ | ▲ | ○ | |
| | | ○ | ○ | ○ | ○ | ○ | ○ | ○ | ○ | ○ | ○ | ○ | |
| | | ○ | ○ | ○ | ○ | ○ | ○ | ○ | ○ | ▲ | ○ | ○ | |
| | | ○ | ▲ | ○ | ○ | ○ | ○ | ▲ | ▲ | ▲ | ○ | ○ | |
| | | ○ | ○ | ○ | ○ | ○ | ○ | ○ | ○ | ▲ | ▲ | ▲ | |
| | | ○ | ○ | ○ | ○ | ○ | ○ | ○ | ○ | ○ | ○ | ○ | |
| | | ○ | ○ | ○ | ▲ | ○ | ○ | ▲ | ○ | ○ | ▲ | ▲ | |
| | | ○ | ○ | ○ | ○ | ○ | ○ | ○ | ○ | ○ | ○ | ○ | |
| | | ○ | ○ | ○ | ▲ | ○ | ○ | ▲ | ○ | ○ | ▲ | ▲ | |
| | | ○ | ○ | ○ | – | – | ○ | ▲ | – | ○ | ○ | – | |
| | | ▲ | ○ | ○ | – | – | ○ | ▲ | ○ | – | ○ | – | |
| | | ○ | ○ | ○ | ○ | ○ | ○ | ○ | ○ | – | ○ | – | |
| | | ○ | ○ | ○ | ○ | ○ | ○ | ○ | ○ | ○ | ○ | ○ | |
| | | ○ | ▲ | ○ | ○ | ○ | ○ | ○ | ○ | ○ | ○ | ○ | |
| | | ○ | ▲ | ○ | ○ | ○ | ○ | ○ | ○ | ○ | ○ | ○ | |
| | | ○ | ▲ | ▲ | ○ | ▲ | ▲ | ○ | ○ | ○ | ○ | ▲ | |
| | | ○ | ○ | ○ | ○ | ○ | ○ | ○ | – | – | – | – | |
| | | ▲ | ○ | ○ | ▲ | ○ | ○ | ○ | ○ | ▲ | ○ | ○ | |
| | | ○ | ○ | ○ | ○ | ○ | ○ | ▲ | ○ | ○ | ○ | ○ | |

*The availability of exterior paint colours varies by model and by time of year. Please contact your local Land Rover Dealer for further details.
▲ Combination is Designer's Choice ○ Combination is Available – Not Available.

The above table is designed as a guide. Please contact your nearest Land Rover Dealer for more information.

STEP 5 CHOOSE YOUR INTERIOR – CHOICES

Colour choices

Each interior comes in up to three colour combinations. You can now use this section to place your chosen colourway within the vehicle to personalise your cabin. A choice of trim finishers are also available.



| COLOURWAYS | 1 | 2 | 3 | 4 | 5 |
|-------------------------|------------------------|---|---------------|--------------|------------|
| | INSTRUMENT PANEL UPPER | INSTRUMENT PANEL MID/ CENTRE CUBBY LID | DOOR TOP ROLL | DOOR ARMREST | DOOR LOWER |
| Ebony/Lunar | Ebony | Lunar | Lunar | Lunar | Ebony |
| Espresso/Almond | Espresso | Almond | Almond | Almond | Almond |
| Ebony/Cirrus | Ebony | Cirrus | Cirrus | Cirrus | Ebony |
| Espresso/Ivory | Espresso | Ivory | Ivory | Ivory | Ivory |
| Ebony/Ivory | Ebony | Ivory | Ivory | Ivory | Ebony |
| Ebony/Tan | Ebony | Tan | Tan | Tan | Ebony |
| Ebony/Pimento | Ebony | Pimento | Pimento | Pimento | Ebony |
| Espresso/Ivory/Tan | Espresso | Ivory | Ivory | Tan | Ivory |
| Espresso/Ivory/Savannah | Espresso | Ivory | Ivory | Savannah | Ivory |
| Ebony/Lunar/Cirrus | Ebony | Lunar | Lunar | Cirrus | Ebony |
| Ebony/Lunar/Savannah | Ebony | Lunar | Lunar | Savannah | Ebony |

Ebony / Lunar (available on S, SE, HSE, HSE with Dynamic Pack, Autobiography and Autobiography with Dynamic Pack)



Interior Shown:
HSE interior in Ebony/Lunar,
with Ebony seats and Dark Brushed
Aluminium finisher.

Seat Choices



Ebony



Lunar



Ebony/Lunar

Trim Finisher Choices




Dark Brushed Aluminium finisher



Micro Mesh Aluminium finisher



Sport Textured Aluminium finisher



Dark Engine Turned Aluminium finisher



Grand Black Wood Veneer



Dark Grey Oak Wood Veneer

This interior is available in:
Cloth on S models
Grained leather on SE models
Oxford leather on HSE models
Oxford leather with Autobiography Pattern
on Autobiography models.

For specific colourway options please refer to page 48.
For specific combinations of veneers and headlining
for your model please refer to Optional Features.

STEP 5 CHOOSE YOUR INTERIOR – CHOICES

Espresso / Almond (available on SE, HSE, HSE with Dynamic Pack, Autobiography and Autobiography with Dynamic Pack)



Interior shown:
Autobiography interior in
Espresso/Almond, with Espresso/
Almond seats and Shadow
Zebrano Wood Veneer.

Seat Choices



Espresso



Almond



Espresso/Almond

Trim Finisher Choices




Dark Brushed Aluminium finisher



Micro Mesh Aluminium finisher



Sport Textured Aluminium finisher



Dark Engine Turned Aluminium finisher



Grand Black Wood Veneer




Shadow Zebrano Wood Veneer

This interior is available in:
Grained leather on SE models
Oxford leather on HSE models
Oxford leather with Autobiography Pattern
on Autobiography models.

For specific colourway options please refer to page 48.
For specific combinations of veneers and headlining
for your model please refer to Optional Features.

Ebony / Cirrus (available on SE, HSE, HSE with Dynamic Pack, Autobiography and Autobiography with Dynamic Pack)



Interior shown:
HSE interior in Ebony/Cirrus,
with Ebony seats and
Grand Black Wood Veneer.

Seat Choices



Ebony



Cirrus



Ebony/Cirrus

Trim Finisher Choices




Dark Brushed Aluminium finisher



Micro Mesh Aluminium finisher



Sport Textured Aluminium finisher



Dark Engine Turned Aluminium finisher



Grand Black Wood Veneer



Dark Grey Oak Wood Veneer

This interior is available in:
Grained leather on SE models
Oxford leather on HSE models
Oxford leather with Autobiography Pattern
on Autobiography models

For specific colourway options please refer to pages 48.
For specific combinations of veneers and headlining
for your model please refer to Optional Features.

STEP 5 CHOOSE YOUR INTERIOR – CHOICES

Espresso / Ivory (available on HSE, HSE with Dynamic Pack, Autobiography and Autobiography with Dynamic Pack)



Interior shown:
Autobiography interior in
Espresso/Ivory, with Espresso/
Ivory seats and Micro Mesh
Aluminium finisher.

Seat Choices



Espresso



Ivory



Espresso/Ivory


Trim Finisher Choices



Micro Mesh Aluminium finisher



Sport Textured Aluminium finisher



Dark Engine Turned Aluminium finisher



Grand Black Wood Veneer



Shadow Zebrano Wood Veneer

This interior is available in:
Oxford leather on HSE models
Oxford leather with Autobiography Pattern
on Autobiography models.
For specific colourway options please refer to page 48.
For specific combinations of veneers and headlining
for your model please refer to Optional Features.

Ebony / Ivory (HSE, HSE with Dynamic Pack, Autobiography and Autobiography with Dynamic Pack)



Interior shown:
Autobiography interior in
Ebony/Ivory, with Ebony/Ivory
seats and Micro Mesh
Aluminium finisher.

Seat Choices



Ebony



Ivory



Ebony/Ivory


Trim Finisher Choices



Micro Mesh Aluminium finisher



Sport Textured Aluminium finisher



Dark Engine Turned Aluminium finisher



Grand Black Wood Veneer



Shadow Zebrano Wood Veneer

This interior is available in:
Oxford leather on HSE models
Oxford leather with Autobiography Pattern
on Autobiography models.
For specific colourway options please refer to page 49.
For specific combinations of veneers and headlining
for your model please refer to Optional Features.

STEP 5 CHOOSE YOUR INTERIOR – CHOICES

Ebony / Tan (available on HSE with Dynamic Pack and Autobiography with Dynamic Pack)



Interior shown:
Autobiography with Dynamic Pack
interior in Ebony/Tan, with
Ebony/Tan seats and Dark Grey
Oak Wood Veneer.

Seat Choices



Tan




Ebony/Tan*

Trim Finisher Choices



Sport Textured Aluminium finisher



Dark Engine Turned Aluminium finisher



Dark Grey Oak Wood Veneer



Grand Black Wood Veneer

This interior is available in:
Oxford leather on HSE models
Oxford leather with Autobiography Pattern
on Autobiography models
For specific colourway options please refer to pages 49.
For specific combinations of veneers and headlining
for your model please refer to Optional Features.

Ebony / Pimento (available on HSE with Dynamic Pack and Autobiography with Dynamic Pack)




Interior shown:
Autobiography with Dynamic Pack
interior in Ebony/Pimento, with
Ebony/Pimento seats and Dark
Engine Turned Aluminium finisher.

Seat Choices



Pimento




Ebony/Pimento*

Trim Finisher Choices



Sport Textured Aluminium finisher



Dark Engine Turned Aluminium finisher



Dark Grey Oak Wood Veneer



Grand Black Wood Veneer

This interior is available in:
Oxford leather on HSE models
Oxford leather with Autobiography pattern
on Autobiography models
For specific colourway options please refer to pages 49.
For specific combinations of veneers and headlining
for your model please refer to Optional Features.

STEP 5 CHOOSE YOUR INTERIOR – CHOICES

Espresso / Ivory / Tan (available on Autobiography and Autobiography with Dynamic Pack only)




Interior shown:
Autobiography interior in
Espresso/Ivory/Tan, with Espresso/
Ivory/Tan seats and Shadow
Zebano Wood Veneer.

Seat Choices



Espresso/Ivory/Tan

Trim Finisher Choices



Dark Engine Turned Aluminium finisher



Shadow Zebano Wood Veneer



Grand Black Wood Veneer

This interior is available in:
Oxford leather with Autobiography Pattern
on Autobiography models.
For specific colourways please refer to page 49.
For specific combinations of veneers and headlining
for your model please refer to Optional Features.

Espresso / Ivory / Savannah (available on Autobiography and Autobiography with Dynamic Pack only)




Interior shown:
Autobiography interior in
Espresso/Ivory/Savannah,
with Espresso/Ivory/Savannah
seats and Dark Engine Turned
Aluminium finisher.

Seat Choices



Espresso/Ivory/Savannah

Trim Finisher Choices



Dark Engine Turned Aluminium finisher



Shadow Zebano Wood Veneer



Grand Black Wood Veneer

This interior is available in:
Oxford leather with Autobiography Pattern
on Autobiography models.
For specific colourways please refer to page 49.
For specific combinations of veneers and headlining
for your model please refer to Optional Features.

STEP 5 CHOOSE YOUR INTERIOR – CHOICES

Ebony / Lunar / Cirrus (available on Autobiography with Dynamic Pack only)




Interior shown:
Autobiography with Dynamic Pack
interior in Ebony/Lunar/Cirrus,
with Ebony/Lunar/Cirrus seats
and Dark Grey Oak Wood Veneer.

Seat Choices



Ebony/Lunar/Cirrus

Trim Finisher Choices



Dark Engine Turned Aluminium finisher



Dark Grey Oak Wood Veneer



Grand Black Wood Veneer

This interior is available in:
Oxford leather with Autobiography Pattern
on Autobiography models.
For specific colourways please refer to page 49.
For specific combinations of veneers and headlining
for your model please refer to Optional Features.

Ebony / Lunar / Savannah (available on Autobiography with Dynamic Pack only)




Interior shown:
Autobiography with Dynamic Pack
interior in Ebony/Lunar/Savannah,
with Ebony/Lunar/Savannah seats
and Dark Grey Oak Wood Veneer.

Seat Choices



Ebony/Lunar/Savannah

Trim Finisher Choices



Dark Engine Turned Aluminium finisher



Dark Grey Oak Wood Veneer



Grand Black Wood Veneer

This interior is available in:
Oxford leather with Autobiography Pattern
on Autobiography models.
For specific colourways please refer to page 49.
For specific combinations of veneers and headlining
for your model please refer to Optional Features.

STEP 6 CHOOSE YOUR OPTIONS

Engine Transmission, Suspension and Driving Dynamics

| | OPTION CODE | S | SE | HSE | HSE WITH DYNAMIC PACK | AUTOBIOGRAPHY | AUTOBIOGRAPHY WITH DYNAMIC PACK |
|--|-------------|---|----|-----|-----------------------|---------------|---------------------------------|
| Paddle Shift (standard on SDV8 and V8 Supercharged) | 078CB | □ | □ | □ | ■ | □ | ■ |
| Noble Plated Paddle Shift | 078CC | □ | □ | □ | □ | □ | □ |
| Off-road pack (SDV6 only) – includes twin speed transfer box and Terrain Response® 2 (1) | 074QA | □ | □ | □ | □ | □ | □ |
| On / off-road pack (SDV6 only) – includes twin speed transfer box, Terrain Response® 2 (including Dynamic program), Dynamic Response™ and Torque Vectoring | 074QC | – | □ | □ | □ | □ | □ |
| 20 inch standard finish brake calipers (not available on TDV6) | 020BD | – | ■ | ■ | Δ | ■ | Δ |
| 20 inch Red Brembo™ branded brake calipers (not available on TDV6) | 020BE | – | □ | □ | ■ | □ | ■ |
| All-Terrain Progress Control (2) | 095CB | – | □ | □ | □ | □ | □ |

Exterior Features and Finishers

| | OPTION CODE | S | SE | HSE | HSE WITH DYNAMIC PACK | AUTOBIOGRAPHY | AUTOBIOGRAPHY WITH DYNAMIC PACK |
|--|-------------|---|----|-----|-----------------------|---------------|---------------------------------|
| ROOF AND EXTERIOR STYLING | | | | | | | |
| Sliding panoramic roof | 041CZ | □ | □ | □ | □ | □ | □ |
| Fixed panoramic roof | 041CX | □ | □ | □ | □ | □ | □ |
| Contrast roof – Corris Grey | 080EE | □ | □ | □ | □ | Δ | Δ |
| Contrast roof – Indus Silver | 080AD | □ | □ | □ | □ | Δ | Δ |
| Contrast roof – Santorini Black | 080AN | □ | □ | □ | □ | Δ | Δ |
| Stealth Pack (3) | 074MM | – | – | – | □ | – | □ |
| GLASS AND EXTERIOR MIRRORS | | | | | | | |
| Heated windscreen | 040AK | □ | □ | ■ | ■ | ■ | ■ |
| Solar attenuating windscreen (not available with privacy glass) | 047AH | □ | □ | □ | □ | □ | □ |
| Privacy glass | 047AB | □ | □ | □ | □ | □ | □ |
| Privacy glass with solar attenuating windscreen | 047AV | □ | □ | □ | □ | □ | □ |
| Power adjustable, heated powerfold exterior mirrors with approach lamps (4) | 030NM | □ | □ | ■ | ■ | ■ | ■ |
| Power adjustable, heated powerfold exterior mirrors with approach lamps and auto-dimming (4) (5) | 031EB | □ | □ | □ | □ | □ | □ |
| HEADLAMPS AND LIGHTING | | | | | | | |
| Front fog lamps | 064AP | □ | ■ | ■ | ■ | ■ | ■ |
| Xenon headlamps with LED signature (includes headlamp powerwash) | 064CW | □ | □ | ■ | ■ | ■ | ■ |
| Adaptive Xenon headlamps with LED signature (includes headlamp powerwash) | 064DI | □ | □ | □ | □ | □ | □ |
| Automatic headlamps with High Beam Assist (AHBA) (requires Xenon or Adaptive Xenon headlamps) | 030NT | □ | □ | □ | □ | □ | □ |
| PAINT | | | | | | | |
| Metallic paint | 024AZ | □ | □ | □ | □ | □ | □ |
| Premium metallic paint | 024BR | □ | □ | □ | □ | □ | □ |

■ Standard □ Optional Δ No Cost Option – Not Available.

Wheels and Wheel Options

| | OPTION CODE | S | SE | HSE | HSE WITH DYNAMIC PACK | AUTOBIOGRAPHY | AUTOBIOGRAPHY WITH DYNAMIC PACK |
|--|-------------|---|----|-----|-----------------------|---------------|---------------------------------|
| 19 inch five split-spoke ‘Style 501’ (TDV6 only) | 029SA | ■ | ■ | Δ | Δ | – | – |
| 19 inch five split-spoke ‘Style 501’ with Satin Dark Grey finish (TDV6 only) | 029XR | □ | □ | Δ | Δ | – | – |
| 20 inch five split-spoke ‘Style 502’ (optional on SE with TDV6) | 029SB | □ | ■ | ■ | Δ | Δ | Δ |
| 21 inch six-spoke ‘Style 602’ (SDV6 Hybrid only) | 029TA | – | – | ■ | Δ | ■ | Δ |
| 21 inch six-spoke ‘Style 602’ with Diamond Turned finish (SDV6 Hybrid only) | 029TB | – | – | □ | ■ | □ | ■ |
| 21 inch five split-spoke ‘Style 507’ | 029SD | □ | □ | □ | Δ | ■ | Δ |
| 21 inch five split-spoke ‘Style 507’ with Diamond Turned finish | 029SE | – | – | □ | ■ | □ | □ |
| 21 inch five split-spoke ‘Style 505’ | 029SW | – | – | – | – | – | ■ |
| 21 inch nine-spoke ‘Style 901’ with Satin Black finish (Stealth Pack only) | 029TN | – | – | – | □ | – | □ |
| 22 inch five split-spoke ‘Style 504’ | 029SF | □ | □ | □ | □ | □ | □ |
| 22 inch five split-spoke ‘Style 508’ | 029SY | – | – | – | – | – | □ |
| 22 inch five split-spoke ‘Style 508’ with Satin Black finish (Stealth Pack only) | 029TP | – | – | – | □ | – | □ |
| Tyre repair system | 029FJ | ■ | ■ | Δ | Δ | Δ | Δ |
| Reduced section spare wheel | 029QQ | □ | □ | ■ | ■ | ■ | ■ |
| Full size spare wheel | 050AQ | □ | □ | □ | □ | □ | □ |

Information, Communication and Entertainment

| | OPTION CODE | S | SE | HSE | HSE WITH DYNAMIC PACK | AUTOBIOGRAPHY | AUTOBIOGRAPHY WITH DYNAMIC PACK |
|--|-------------|---|----|-----|-----------------------|---------------|---------------------------------|
| Meridian™ Surround Sound Audio System (825W) with 19 speakers | 025LN | □ | □ | □ | □ | ■ | ■ |
| Meridian Signature Reference Audio System (1700W) with 23 speakers | 025LV | – | – | □ | □ | □ | □ |
| Digital Radio (DAB) | 025JB | □ | □ | □ | □ | □ | □ |
| Navigation system | 087AA | □ | ■ | ■ | ■ | ■ | ■ |
| TFT Virtual Instrument Panel (standard on SDV6 Hybrid and SDV8) | 038ID | □ | □ | □ | □ | ■ | ■ |
| Eight-inch rear seat entertainment with remote control and two sets of wireless headphones (one USB in second row) (6) (8) | 129AH | – | □ | □ | □ | □ | □ |
| 10.2 inch rear seat entertainment with remote control and two sets of wireless headphones (one USB in second row) (6) (9) | 129AQ | – | – | □ | □ | □ | □ |
| Television* | 129AA | □ | □ | □ | □ | □ | □ |
| Touch-screen with Dual View technology (includes one set of wireless headphones) (7) | 087AM | □ | □ | □ | □ | □ | □ |
| Land Rover InControl™ Apps (10) | 025PA | □ | □ | □ | □ | □ | □ |
| Land Rover InControl™ Remote for warranty period | 011BB | □ | □ | □ | □ | □ | □ |
| Land Rover InControl™ Secure for warranty period | 011AB | □ | □ | □ | □ | □ | □ |
| Land Rover InControl™ Wi-Fi | 025RB | □ | □ | □ | □ | □ | □ |
| Head Up Display (11)** | 039IB | □ | □ | □ | □ | □ | □ |

(1) For Dynamic program, Dynamic Response or Torque Vectoring see On / off-road pack (2) Requires Terrain Response® 2 (3) Only available with 21 inch or 22 inch wheels in Satin Black finish
(4) Memory functionality added when ordered with seats with memory (‘Style 3’ and ‘Style 5’) (5) Only available with auto-dimming exterior mirrors
(6) Requires Meridian Surround Sound Audio System (825W) and 60:40 folding with load through (7) Requires Meridian Surround Sound Audio System (825W)
(8) Not available with ‘Style 7’ front seats (9) Only available with ‘Style 7’ front seats (10) Requires Navigation System (11) Requires solar attenuating windscreen.

*Whilst Jaguar Land Rover continue to work closely with its partners to develop TV standards worldwide we cannot guarantee the TV feature in all countries at all times. **Please contact your nearest Land Rover Dealer regarding availability.

■ Standard □ Optional Δ No Cost Option – Not Available.

STEP 6 CHOOSE YOUR OPTIONS

Seating, Interior Features and Finishers

| | OPTION CODE | S | SE | HSE | HSE WITH DYNAMIC PACK | AUTOBIOGRAPHY | AUTOBIOGRAPHY WITH DYNAMIC PACK |
|---|-----------------------|---|----|-----|-----------------------|---------------|---------------------------------|
| SEATING | | | | | | | |
| Grained leather | 033TB | □ | ■ | – | – | – | – |
| Oxford Perforated leather (not available with ‘Style 1’ front seats) | 033JK | – | □ | ■ | ■ | – | – |
| ‘Style 2’ – 14-way / 14-way powered seats with manual headrest | 033SY | – | □ | ■ | ■ | – | – |
| ‘Style 3’ – 14-way / 14-way powered seats with memory and manual headrest | 033KZ | – | □ | □ | □ | – | – |
| ‘Style 5’ – 18-way / 18-way powered seats with memory | 033UA | – | □ | □ | □ | ■ | ■ |
| ‘Style 7’ – 20-way / 20-way powered seats with memory, front seat articulation and massage (1) | 033TR | – | – | □ | □ | □ | □ |
| Heated front seats | 033BV | □ | – | – | – | – | – |
| Heated front seats with heated rear seats | 033EQ | □ | □ | □ | □ | – | – |
| Climate front seats with climate rear seats | 033IN | – | – | □ | □ | □ | □ |
| Heated front and rear seats with heated windscreen pack | 072AC | – | □ | – | – | – | – |
| 60:40 folding rear seats with load through | 033CW | □ | □ | □ | □ | □ | □ |
| Powered 5+2 seating (2) | 033BI | □ | □ | □ | □ | □ | □ |
| STEERING WHEEL | | | | | | | |
| Power adjustable steering column (entry and exit tilt away with reach / rake on steering wheel) | 049AL | – | □ | ■ | ■ | ■ | ■ |
| Leather heated steering wheel with multi-functional controls | 032FB | □ | □ | □ | □ | □ | □ |
| TRIM FINISH | | | | | | | |
| Shadow Zebrano Wood Veneer (3) | 088HB | – | □ | □ | □ | ■ | Δ |
| Dark Grey Oak Wood Veneer (3) | 088GM | – | □ | □ | □ | Δ | Δ |
| Grand Black Wood Veneer | 088HS | – | – | □ | □ | □ | □ |
| Autobiography extended wood veneers including additional ambient lighting (4) | 088JC / 088HZ / 088JD | – | – | – | – | □ | □ |
| Front and rear carpet mats | 079AJ | □ | □ | □ | □ | – | – |
| Front and rear premium carpet mats | 079CA | □ | □ | □ | □ | ■ | ■ |
| Aluminium treadplates with Range Rover lettering | 048AR | □ | □ | ■ | ■ | ■ | ■ |
| Illuminated aluminium treadplates with Range Rover lettering | 048BD | □ | □ | □ | □ | □ | □ |
| Morzine headlining (Cirrus or Ivory dependent on colourway) | 088HH | ■ | ■ | ■ | ■ | Δ | Δ |
| Morzine headlining (Ebony) | 005BJ | □ | □ | □ | □ | Δ | Δ |
| Alston headlining (Cirrus, Ivory or Ebony dependent on colourway) | 088HE | □ | □ | □ | □ | ■ | ■ |

Safety and Security

| | OPTION CODE | S | SE | HSE | HSE WITH DYNAMIC PACK | AUTOBIOGRAPHY | AUTOBIOGRAPHY WITH DYNAMIC PACK |
|--|-------------|---|----|-----|-----------------------|---------------|---------------------------------|
| Volumetric alarm (includes plus tilt sensor and battery backed sounder and all perimeteric features) | 076EL | □ | □ | □ | □ | □ | □ |
| First aid kit | 056AZ | □ | □ | □ | □ | □ | □ |

Comfort and Convenience Features

| | OPTION CODE | S | SE | HSE | HSE WITH DYNAMIC PACK | AUTOBIOGRAPHY | AUTOBIOGRAPHY WITH DYNAMIC PACK |
|--|-------------|---|----|-----|-----------------------|---------------|---------------------------------|
| VEHICLE AIDS | | | | | | | |
| Front Parking Aid with Front Visual Display | 086EG | □ | □ | ■ | ■ | ■ | ■ |
| Parallel Parking (5) | 086GZ | □ | □ | □ | □ | □ | □ |
| Parallel Parking / Park Exit / Perpendicular Park / 360 Degree Park Distance Control (5) | 086HA | □ | □ | □ | □ | □ | □ |
| Rear view camera | 086FA | □ | □ | ■ | ■ | ■ | ■ |
| Surround camera system (6) | 086GC | □ | □ | □ | □ | □ | □ |
| Blind spot monitor with closing vehicle sensing (7) | 086GH | □ | □ | □ | □ | □ | □ |
| Blind spot monitor with closing vehicle sensing and reverse traffic detection (8) | 086GF | □ | □ | □ | □ | □ | □ |
| Wade Sensing™ (6) | 075EA | □ | □ | □ | □ | □ | □ |
| Wade Sensing™ plus blind spot monitor with closing vehicle sensing and reverse traffic detection (8) | 074NG | □ | □ | □ | □ | □ | □ |
| Lane Departure Warning with Traffic Sign Recognition (8) (9) (10) (12) | 086DB | □ | □ | □ | □ | □ | □ |
| Adaptive Cruise Control with Queue Assist, intelligent emergency braking and active seat belts | 065AG | □ | □ | □ | □ | □ | □ |
| HomeLink® (8) | 025FG | □ | □ | □ | □ | □ | □ |
| Soft door close (9) (11) | 076FC | □ | □ | □ | □ | □ | □ |
| Keyless entry | 066AC | □ | □ | □ | □ | □ | □ |
| Remote park heat | 043AV | □ | □ | □ | □ | □ | □ |
| Extra large additional washer bottle (increases from 6 litres to 8.1 litres) | 039BB | □ | □ | □ | □ | □ | □ |
| INTERIOR FEATURES | | | | | | | |
| Twin blade sunvisor | 115AP | □ | □ | □ | □ | □ | □ |
| Auto-dimming interior mirror | 030NY | □ | ■ | ■ | ■ | ■ | ■ |
| Front centre console cooler compartment | 038EA | □ | □ | □ | □ | ■ | ■ |
| Three-zone climate control | 022BC | □ | □ | □ | □ | □ | □ |
| Four-zone climate control | 022BG | □ | □ | □ | □ | □ | □ |
| Customer configurable interior mood lighting | 064FC | □ | □ | □ | □ | ■ | ■ |
| Smokers Pack (Front and rear cigar lighter and ash tray) | 094AA | Δ | Δ | Δ | Δ | Δ | Δ |
| LOADSPACE | | | | | | | |
| Power single piece tailgate | 070AW | □ | □ | ■ | ■ | ■ | ■ |
| Loadspace stowage rails | 135AH | □ | □ | □ | □ | □ | □ |

(1) Requires climate front seats (2) Not available with 19 inch or 20 inch alloy wheels. Requires 60:40 load through and Tyre Repair System (3) Please see pages 48 and 49 for Colour and Trim matrix for availability
(4) Only available with customer configurable interior mood lighting (5) Only available with rear view camera or surround camera, front and rear parking aids and powerfold mirrors (6) Only available with powerfold mirrors
(7) Only available with auto-dimming exterior mirrors (8) Only available with auto-dimming exterior mirrors and surround camera (9) Not available with HomeLink® (10) Requires Automatic headlamps with High Beam Assist (AHBA)
(11) Requires keyless entry (12) Requires Navigation System.
■ Standard □ Optional Δ No Cost Option – Not Available.



Terrain Response® 2
Next generation Terrain Response® 2 is designed to monitor driving conditions and automatically optimises the vehicle's settings to suit the terrain. This gives you the ultimate in ride comfort on all surfaces including grass/gravel/snow, mud/ruts, sand and rock. And even if it is not in auto mode, it will let you know if you should select low range and off-road ride height.



Eight-speed Automatic Transmission with CommandShift® 2
All petrol and diesel engines in Range Rover Sport are paired with the advanced electronically controlled eight-speed automatic gearbox which has been tuned by Land Rover engineers to combine silky smooth shifting with exceptionally rapid responses and outstanding fuel economy. With eight closely-spaced ratios, gear changes are almost imperceptible, with each shift completed in just 200 milliseconds.



Electric Power Assisted Steering (EPAS)
The Electric Power Assisted Steering (EPAS) system helps to deliver accurate, consistent steering and agile cornering. Power assistance is speed-sensitive so the steering is light and responsive at lower speeds and firmer at higher speeds.



Dynamic Response
Dynamic Response transforms vehicle handling through hydraulic roll and yaw control, optimising on road performance and passenger comfort. The system works in addition to Adaptive Dynamics which monitors the vehicle's movements over 500 times a second, reacting to driver or road inputs virtually instantaneously, helping to give greater control and minimising body roll, for a composed ride.



Electronic Air Suspension
The Range Rover Sport features a next-generation four corner air suspension system which delivers class-leading comfort and capabilities both on and off-road. The air suspension system automatically switches between two ride heights when the off-road setting is selected. Maximum ground clearance is increased by 65mm above normal ride height at speeds less than 50kph.

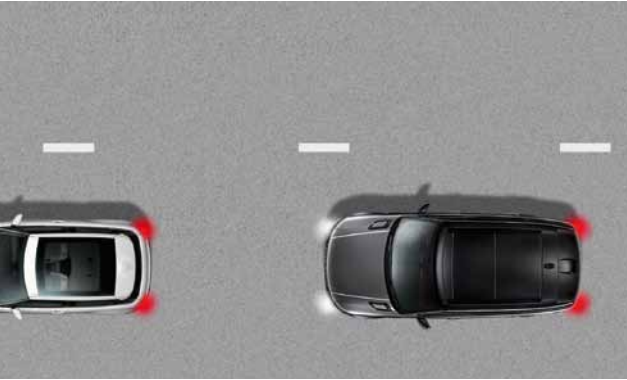


Torque Vectoring
Torque Vectoring uses the electronic differential and vehicle's brake system to constantly balance the distribution of engine torque between the four wheels when cornering, resulting in improved grip, steering and reduced understeer whilst maintaining a consistent speed.

Vehicle shown left is HSE in Firenze Red.

Visit landrover.com for more information.

KEY FEATURES



Adaptive Cruise Control with Queue Assist, Intelligent Emergency Braking and Active Seat Belts
Adaptive Cruise Control (ACC) is an improved cruise control system that helps maintain a pre-set gap from the vehicle in front, even if it changes speed. Queue Assist extends the ACC functionality. It is designed to allow the vehicle to come to a stop when it reaches a traffic queue.
Intelligent Emergency Braking uses radar to detect vehicles travelling in the same direction and automatically reduces impact speed if it calculates that a frontal collision is unavoidable.



Blind Spot Monitor with Closing Vehicle Sensing
Using sensors mounted on the sides and the rear bumper, these systems are designed to see what you might miss. When a vehicle enters a blind spot, a warning light will show in the corresponding door mirror.
Closing Vehicle Sensing scans a zone much further behind the vehicle, to help detect vehicles which are closing quickly from behind and which could cause a threat during a lane change manoeuvre.
Also available with Reverse Traffic Detection.



Park Assist
The Range Rover Sport has been designed and engineered to meet the needs of today. Parking is made simpler with the aid of Parallel Parking, a feature which can be further enhanced with the addition of Parallel Exit, Perpendicular Parking and 360° Park Distance Control. Whether you're manoeuvring around tight corners or negotiating traffic, the vehicle is agile.



Interior Mood Lighting
New levels of ambient refinement and personalisation have been reached with the option of customer configurable lighting. Using a combination of coloured LEDs, this feature allows occupants to vary the shade, changing the ambience of the cabin to suit their mood. There are ten colours in total to suit every taste and mood, ranging from Spark Blue through to Ice White and Racing Red.



Dual View Touch-Screen
Dual View technology enables driver and front passenger to view completely independent display content via the Touch-screen, so the passenger can watch TV while the driver follows navigational instructions.



Wade Sensing™
Using sensors in the wing mirrors when the vehicle is wading, it alerts the driver if the water is too deep. The feature is particularly useful when visibility is poor or when driving at night. This feature provides real-time pictorial wading information, including the depth of the water in relation to the vehicle, as well as maximum wading capability of the vehicle.



Traffic Sign Recognition with Lane Departure Warning
Traffic Sign Recognition uses the forward-looking camera to recognise speed limit signs and display the information in the instrument cluster.
Lane Departure Warning uses a forward-looking camera mounted in front of the rear view mirror to monitor lane markings on both sides of the vehicle. It gives a discrete warning in the form of a vibration through the steering wheel when the vehicle drifts out of its lane, triggering the indicators. (System operational at certain speeds).



Adaptive Xenon Headlamps (including headlamp powerwash)
Signature design LED lights combine distinctive design with highly practical capabilities: dynamic Xenon lamps swivel to follow the road, while static bending lamps light the kerbside area in tight bends to give the driver a greater sense of confidence during night-time driving.



Full Thin Film Transistor (TFT) Instrument Panel
The 12.3 inch virtual instrument panel uses state-of-the-art, high-resolution display technology and the latest colour graphics for clear communication of the main vehicle functions and data. With elegant virtual dials resembling 3D chrome it can be tailored to display only information that is relevant to the current driving situation.



Audio
The Meridian™ audio technology gives you stunning sound quality. The top of the range system features Meridian Signature Reference Audio with 23 speakers including subwoofer and 3D surround sound.



Rear Seat Entertainment
The Rear Seat Entertainment System provides entertainment for rear passengers, with a choice of two eight-inch integrated or 10.2-inch video screens, a pair of WhiteFire® digital wireless headphones, one USB in the second row and a dedicated remote control.
It includes 'Journey Status', a Navigation Summary screen which displays a pop-up for the rear occupant detailing the time and distance to destination.



InControl™ Apps*
Land Rover InControl™ Apps enables you to use vehicle optimised smartphone apps on the vehicle's Touch-screen. Using the InControl Apps USB port you can enjoy a variety of vehicle optimised apps such as: Contacts, Calendar and Music Player, with more third party vehicle optimised apps being released over time. Your smartphone will also be re-charged whilst using InControl Apps.

*This feature is not available in all markets. Please consult your local Land Rover Dealer for details.
WhiteFire® is a registered trademark of Unwired Technology LLC and any use of such marks by Land Rover is under licence.

DIMENSIONS AND CAPABILITIES



TECHNICAL SPECIFICATION / PERFORMANCE AND KEY DATA

| | 3.0L TDV6 DIESEL | 3.0L SDV6 DIESEL | 3.0L SDV6 HYBRID DIESEL | 4.4L SDV8 DIESEL | 5.0L V8 SUPERCHARGED PETROL |
|---|---|---------------------|----------------------------|---------------------|--------------------------------|
| ENGINE DATA | | | | | |
| Capacity (cc) | 2,993 | 2,993 | 2,993 | 4,367 | 4,999.7 |
| No. of cylinders | 6 | 6 | 6 | 8 | 8 |
| Cylinder layout | Longitudinal V6 | Longitudinal V6 | Longitudinal V6 | Longitudinal V8 | Longitudinal V8 |
| Valves per cylinder | 4 | 4 | 4 | 4 | 4 |
| Bore (mm) | 84 | 84 | 84 | 84 | 92.5 |
| Stroke (mm) | 90 | 90 | 90 | 98.5 | 93 |
| Compression ratio (:1) | 16.1 | 16.1 | 16.1 | 16.1 | 9.5 |
| Maximum power kW (PS) / rpm | 190 (258) / 4,000 | 215 (292) / 4,000 | 250 (340) / 4,000** | 250 (339) / 3,500 | 375 (510) / 6,000 - 6,500 |
| Maximum torque Nm / rpm | 600 / 2,000 | 600 / 2,000 | 700 / 1,500 - 3,000** | 740 / 1,750 - 2,300 | 625 / 2,500 - 5,500 |
| BRAKES | | | | | |
| Front type | Ventilated disc | Ventilated disc | Ventilated disc | Ventilated disc | Ventilated disc |
| Front diameter (mm) | 350 | 380 | 380 | 380 | 380 |
| Rear type | Ventilated disc | Ventilated disc | Ventilated disc | Ventilated disc | Ventilated disc |
| Rear diameter (mm) | 350 | 365 | 365 | 365 | 365 |
| Park Brake | Electric Park Brake (EPB) integrated into brake caliper | | | | |
| WEIGHTS (kg) | | | | | |
| Weight | 2,115 | 2,115 | 2,372 | 2,398 | 2,335 |
| Maximum laden weight (5 seat / 5+2 Seating) | 3,020 / 3,170 | 3,020 / 3,170 | 3,150 / 3,250 | 3,200 / 3,250 | 3,050 / 3,200 |
| Maximum mass on each axle (front) | 1,500 | 1,500 | 1,500 | 1,500 | 1,500 |
| Maximum mass on each axle (rear) (5 seat / 5+2 Seating) | 1,775 / 1,900 | 1,775 / 1,900 | 1,775 / 1,900 | 1,775 / 1,900 | 1,775 / 1,900 |
| TOWING (kg) | | | | | |
| Unbraked Trailer | 750 | 750 | 750 | 750 | 750 |
| Maximum towing | 3,500 | 3,500 | 3,000 | 3,500 | 3,500 |
| Maximum coupling poiny /nose weight | 150 | 150 | 120 | 150 | 150 |
| Maximum vehicle and trailer combination / Gross Train Weight (5 seat / 5+2 Seating) | 6,500 / 6,650 | 6,500 / 6,650 | 6,150 / 6,250 | 6,700 / 6,750 | 6,550 / 6,700 |
| ROOF CARRYING (kg) | | | | | |
| Maximum roof load (including roof rails) | 100 | 100 | 100 | 100 | 100 |
| PERFORMANCE AND FUEL ECONOMY | | | | | |
| Maximum speed (kph) | 210 | 210 (222*) | 210 (225*) | 210 (225*) | 225 (250*) |
| Acceleration (secs) 0-100kph | 7.6 | 7.2 | 6.7 | 6.9 | 5.3 |
| Fuel tank capacity – usable (litres) | 80 | 80 | 80 | 105 | 105 |
| Diesel Particulate Filter (DPF) | ■ | ■ | ■ | ■ | – |

*Only available on Dynamic Pack models. **When combined with electric motor.
■ Standard – Not Available.



Deployable Side Steps*
VPLWP0192, VPLWP0191, VPLWP0177, VPLWP0173 and either VPLWP0178, VPLWP0181 (Lane Departure equipped vehicles), VPLWP0179 (5+2 Seating equipped vehicles) or VPLWP0180 (5+2 Seating equipped vehicles with Lane Departure).
These smart, practical steps make it easier to get in and out of the vehicle. Neatly stowed under the sills, the Side Steps automatically deploy as soon as the door is opened, or when activated by the key fob. They stow automatically when the door is closed.



Fixed Side Step*
VPLGP0226
The Fixed Side Steps aid entry and exit to the vehicle and improve access to the roof. Design features include Range Rover branding and bright anodised aluminium edge trim finish to complement vehicle styling cues. Compatible with Wade Sensing™ at 2015 model year. Vehicle software update allows compatibility for earlier model year vehicles.



Side Protection Tubes*
VPLWP0154
Manufactured from stainless steel with a highly polished finish, this product helps protect the vehicle in off-road conditions. Its rugged off-road appearance complements the vehicle's exterior design.



Stainless Steel Front Undershield
VPLWP0162
The off-road inspired styled undershield features a premium bright polished finish for the front of the vehicle.



Stainless Steel Rear Undershield
VPLWP0163
Stainless Steel Rear Undershield (Towing)**
VPLWP0164



Body Side Mouldings
VPLWP0159
Providing protection for your door panels from accidental damage by adjacent vehicles. Painted to match your vehicle's body colour, ensuring a premium finish and maintaining the overall aesthetics of your Range Rover Sport.

*Fitting of Side Steps or Side Protection Tubes may affect the off-road capability of the vehicle.
**Can be used with Electrically Deployable Tow Bar VPLWT0111.



20 INCH FIVE SPLIT-SPOKE
'STYLE 520'
WITH GLOSS BLACK FINISH
VPLWW0090*



21 INCH FIVE SPLIT-SPOKE
'STYLE 507'
WITH GLOSS BLACK FINISH
VPLWW0091*



21 INCH FORGED NINE-SPOKE
'STYLE 705'
WITH FULL MACHINE POLISHED FINISH
VPLWW0083*



22 INCH FORGED FIVE SPLIT-SPOKE
'STYLE 514'
WITH CERAMIC POLISHED FINISH
VPLWW0088*†



22 INCH FORGED FIVE SPLIT-SPOKE
'STYLE 514'
FULLY PAINTED WITH TECHNICAL GREY FINISH
VPLWW0087*†



22 INCH FORGED FIVE SPLIT-SPOKE
'STYLE 514'
FULLY PAINTED WITH LOW GLOSS BLACK FINISH
VPLWW0089*†



21 INCH FORGED NINE-SPOKE
'STYLE 705'
WITH LOW GLOSS FINISH
VPLWW0084*



21 INCH FORGED NINE-SPOKE
'STYLE 705'
WITH SATIN BLACK FINISH
VPLWW0085*



22 INCH FORGED FIVE SPLIT-SPOKE
'STYLE 514'
WITH MACHINE POLISHED FINISH
VPLWW0086*†

Accessory Wheels

A range of exclusive premium wheels offered for the Range Rover Sport. Available in a variety of finishes and premium materials including forged aluminium. The wheels available are 20 inch, 21 inch and 22 inch.

*Rim only. Centre caps available separately.
†Not available with 5+2 Seating.

ACCESSORIES



Stainless Steel Sports Pedals
VPLGS0160
Stainless Steel pedals feature a bright design and hidden fixings for a clean finish.



Premium carpet mats
LR041635 – Ebony
LR041634 – Espresso
2,050g weight deep pile carpet mats with waterproof backing.



Rubber floor mats
VPLWS0190
Rubber footwell mats for front and second row occupants help provide protection from general dirt.



Illuminated Treadplates
VPLWS0208
Illuminated treadplates are available on both the driver and front passenger sides of the vehicle to welcome you into the cabin.



Personalised Illuminated Treadplates
VPLWS0212 – Front
VPLWS0209 – Vehicle Set
You can personalise your vehicle further by adding a script of your choice in a variety of fonts which will be highlighted by subtle white illumination. Available as a full vehicle set (front pair personalised, rear pair illuminated only) or as a front pair only.



Door Sill Outer Treadplate
VPLWS0207
An aluminium enhancement for the outer door sills featuring a laser etched 'Sport' motif.



Luggage Divider – Full Height
VPLWS0235
The Luggage Divider is designed to prevent cargo from entering the passenger compartment. It incorporates a useful integral ski hatch that allows longer items to be carried where a suitable rear seat option is fitted.
Luggage Divider – Half Height
VPLWS0236
Luggage Divider – Loadspace Partition
VPLWS0237



Illuminated Rear Loadspace Treadplate Finisher
VPLWS0211PVJ – Ebony
VPLWS0211AAM – Espresso
Manufactured from stainless steel with a bright finish, protecting the loadspace trim when loading or unloading. Providing a premium finish to the loadspace with subtle illumination.



Rear Loadspace Treadplate Finisher
VPLWS0210PVJ – Ebony
VPLWS0210AAM – Espresso
Manufactured from stainless steel with a bright finish, protecting the loadspace trim when loading or unloading.



Loadspace Stowage Rails
VPLWS0242 – 5 Seat
VPLWS0243 – 5+2 Seating
Loadspace mounted rails to facilitate flexible stowage solutions. Loadspace Stowage Rails allow fitment of the Luggage Retention Kit.
Luggage Retention Kit
VPLGS0171
Pack of attachments that fix into the loadspace rails via a quick lock/quick release system to provide a flexible solution for retaining items. The attachment pack includes a retractable strap with inertia reel, telescopic rod and stowage bag.



Loadspace Mat – Rubber
VPLWS0225
Range Rover branded rubber mat helps to protect the rear loadspace carpet from general dirt. Rubber mat extension for protection of the back of the rear seats when folded down also available – Part No: VPLWS0223



Loadspace Liner Tray
VPLWS0224
This liner provides superior protection to the loadspace floor and side wall carpets from dirty or wet equipment.

ACCESSORIES




Roof Rails*
VPLWR0104 – Black Finish†
VPLWR0103 – Silver Finish††
Roof Rails facilitate easy fitment of cross bars. Pre-set positioning points ensure cross bars are fixed in optimum position for weight distribution and dynamics.

Cross Bars*
VPLGR0102
T-track design utilises the full length of the bars, providing space to mount multiple accessories. Aerodynamic profile minimises drag and noise. Roof rails not included.

Maximum load capacity is 100kg and incremental height when fitted is 88mm.



Luggage Carrier*
LR006848
Flexible rack system to facilitate roof carrying. Maximum payload 75kg.**
Roof Mounted Bike Carrier (not shown)*
VPLFR0091
Roof Mounted Bike Carrier – Fork Mounted with Wheel Carrier (not shown)*
VPLWR0101



Ski/Snowboard Holder* - LR006849
Carries four pairs of skis or two snowboards. Lockable for security. Maximum payload 36kg.**
Aqua Sports Carrier (not shown) - VPLGR0107
Carries one surfboard, sailboard, canoe or kayak. Includes lockable multi-purpose holder to carry a mast, oars or paddles. Tilts to facilitate easy loading/unloading. Maximum payload 45kg.**



Large Sports Roof Box*
VPLWR0100
Featuring a quick mounting system for easy secure fixation. Includes integrated base mat with a non-slip surface for extra secure loading. Capable of carrying up to four pairs of skis or five snowboards. Volume 430 litres. Maximum payload 75kg.**



Luggage Box*
VPLWR0062
The gloss black finish Luggage Box opens from both sides and includes power-grip mounting for easy and quick fixing to the roof bars. Lockable for security. Volume 410 litres. Maximum payload 75kg.**



Tow Bar Mounted Bike Carrier
VPLVR0067 – Two Bike Carrier
VPLVR0069 – Three Bike Carrier
VPLWR0106 – Four Bike Carrier
Tow bar mounted bike carrier available for two, three or four bikes. Featuring LED lighting, licence plate mount, a quick release design for ease of use and lockable for securit. Maximum load capacity 60kg (on the four bike carrier).
Two Bike or Three Bike Carriers require a separate heat shield for fitment – Part No: VPLWR0124
Four Bike Carriers require a separate heat shield for fitment – Part No: VPLWR0123



Outdoor Car Cover
VPLWC0061
All weather tailored cover protects your Range Rover Sport from the elements.



Windscreen Sun Shield
VPLWS0231
Helps to keep the vehicle interior cool in hot weather.



Noble Plated Mirror Caps
VPLGB0073
Noble Plated Mirror Caps complement the Range Rover Sport's exterior styling cues.



Electrically Deployable Tow Bar
VPLWT0111, VPLWT0123, VPLWT0122 and either VPLWB0140, VPLWB0135 or VPLWB0138
The Electrically Deployable Tow Bar is stowed discreetly behind the bumper, providing a clean attractive finish. It is designed to deploy/stow in 12 seconds. Approved for up to 3,500kg trailer load.*



Towing Electrics – 13 Pin
VPLWT0114
European-style towing electrics, capable of supplying all trailer rear lighting and interior equipment power.



Front Mudflaps
VPLWP0165
Front Mudflaps for Deployable Side Steps (not shown)
VPLWP0167
Rear Mudflaps
VPLWP0166
Mudflaps reduce spray and help protect the paintwork. Supplied as a pair.

*Roof Rails and Cross Bars are required for all Land Rover roof mounted accessories. Objects placed above the roof mounted satellite antenna may reduce the quality of the signal received by the vehicle and could have a detrimental effect on the navigation and satellite radio system, if fitted.
**Maximum payload equals the load capacity of the roof mounted accessory. †Roof Rail Ditch Finishers required for fitment with Black Finish Roof Rails – VPLWR0108.
††Roof Rail Ditch Finishers required for fitment with Silver Finish Roof Rails – VPLWR0109.

*Towing load capacity on Hybrid is 3,000kg.



IMPORTANT NOTICE: Jaguar Land Rover Limited is constantly seeking ways to improve the specification, design and production of its vehicles and alterations take place continually. Whilst every effort is made to produce up to date literature, this brochure should not be regarded as an infallible guide to current specifications, nor does it constitute an offer for the sale of any particular vehicle. Distributors and dealers are not agents of Jaguar Land Rover Limited by any express or implied undertaking or representation.

All Land Rover Approved Accessories fitted by a Land Rover Dealer within one month or 1,600 kilometres/1,000 miles (which ever occurs first) of the handover of a new registered vehicle will benefit from the same warranty terms and period of cover as the vehicle warranty. Accessories purchased outside of these parameters will be subject to a 12 month unlimited mileage warranty. All Land Rover Approved Accessories are rigorously tested to the same exacting standards as those applied to our vehicles. Performance in extreme hot and cold temperatures, corrosion resistance, impact and airbag deployment highlight some of the exhaustive product testing carried out to ensure accessories are both durable and importantly, continue to comply with current legislation.

All our accessories are designed to be an integral part of Land Rover vehicles. While many items such as roof carriers are simple to fit, some products require specialist tools and diagnostic equipment to ensure correct integration with the vehicle structure and electrical systems. These products vary from market to market, please consult your Land Rover Dealer who will be pleased to advise you on current specifications and any query you may have.

The colours reproduced here are subject to the limitations of the printing process and may therefore vary slightly from the actual vehicle. The company reserves the right to alter or withdraw any colour finish without notice. Some of these colours may not be obtainable in your country. Please check availability of colours and current specifications with your Land Rover Dealer. Distributors and dealerships are not agents of Jaguar Land Rover Limited and have absolutely no authority to bind Jaguar Land Rover Limited to any express or implied undertaking or representation.

Castrol EDGE Professional exclusively recommended by Land Rover.
Vehicle shown left is Autobiography with Dynamic Pack in Chile (Red).

Jaguar Land Rover Registered Office:
Abbey Road, Whitley, Coventry CV3 4LF
United Kingdom.

Registered in England: Number 1672070

landrover.com

© Jaguar Land Rover Limited 2014.

