



THE M2



THE BMW M2 COMPETITION.

SELECT CAR!




18 Highlights




22 Exterior colours



24 Interior colours




26 Technical data



YOUR NEW SPEED DATING APP.

DOWNLOAD NOW THE BMW BROCHURES APP FROM YOUR APP STORE AND DISCOVER DRIVING PLEASURE!



A dynamic night scene featuring a silver BMW M3 driving on a racetrack. The car is in motion, with a slight blur on the rear wheel suggesting speed. In the foreground, the front corner of a blue sports car is visible, its headlights glowing. The background is a vibrant city skyline at night, with tall buildings and a chain-link fence lining the track. The overall atmosphere is high-energy and futuristic.

***START YOUR
ENGINE!***

***DRIVING PLEASURE:
NEXT LEVEL.***

LAP 1/3
02:48.03 ⌚
-00:01.42



BOOST!



GREAT FUN. SERIOUSLY.

M TWIN POWER TURBO ENGINE WITH 302 KW (410 HP) /// FROM 0 TO 100 KM/H
IN 4.4 [4.2] SECONDS /// M SPORT BRAKES¹ /// M SERVOTRONIC /// 19" LIGHT
ALLOY WHEELS DESIGN 788 M BLACK¹

NICE DRIFT!



¹ Available as optional equipment.
The figures for performance, fuel consumption and CO₂ emissions refer to vehicles with standard transmission. Values in [] are for vehicles with double-clutch transmission.
Further information on fuel consumption and CO₂ emissions can be found in technical data.

LAP 2/3
05:11.16 ⌚
-00:03.12



GO!
GO!
GO!



**DOESN'T JUST RACE.
BUT WINS.**

KIDNEY GRILLE AND ENLARGED AIR INTAKES ///
BMW CONNECTED DRIVE¹, * WITH LAPTIMER APP ///
BMW INDIVIDUAL HIGH-GLOSS SHADOW LINE



¹ Available as optional equipment.
* The availability of some equipment features and functions depends on engine variants or additional options. The market and production availability may vary.
You can find detailed information about terms, standard and optional equipment at www.bmw.com or at your BMW Partner.
Some ConnectedDrive Services may differ between countries. Please consult your local BMW partner for more information.



SOFT LEATHER SEATS.

M LEATHER STEERING WHEEL WITH M1/M2 BUTTONS /// INTERIOR TRIM FINISHERS MADE OF OPEN-PORED CARBON¹ FIBRE /// M SPORT SEATS¹ WITH ILLUMINATED M2 LOGO IN DESIGN-PERFORATED LEATHER DAKOTA BLACK¹

BUT UNRELENTING PERFORMANCE.



¹ Available as optional equipment.

YOU WIN!

LAP 3/3
07:54.00 🕒
-00:05.07



#1

HIGHLIGHTS.

Discover even more with the new BMW Brochures app. Available now, for your smartphone and tablet.

■ Standard equipment □ Optional equipment



- Double round exhaust tailpipes left and right at the rear visually emphasise the vehicle's performance.
- The valve-operated, M sports exhaust system delivers either a particularly sporty or more low-key engine sound, depending on the driver's preference.



- The front end strut brace made of carbon fibre reinforced plastic (CFRP) is a significant body component in the engine compartment that comes from motor-sport vehicles. Though it weighs only 1.5 kg, it significantly increases frontend rigidity and contributes to greater steering precision and accuracy.



- Adaptive LED headlights with low-beam and high-beam headlights include Adaptive headlights and a high-beam assistant, among other things.



- The "M2 Competition" designation on the rear is an indication of the vehicle's extraordinarily high driving dynamic potential.



- BMW Individual high-gloss Shadow Line with extended contents includes numerous equipment details in Black high-gloss, e.g. the trim strips on the side frames, the window recess finishers, the frames and bases of the exterior mirrors, the front ornamental grille and the side air vent elements. The tailpipe trims come in Black Chrome.



- The extended contents of the Instrument cluster include a high-resolution TFT display which can show navigation tips¹, operational messages and various vehicle informations such as a notification of low windscreen wiper fluid.



- The striking, characteristic M side air vent element highlights the car's athletic pedigree.



- The Front ornamental grille with black M double slats and a chrome-coloured frame adds a further touch of exclusivity to the front of the vehicle.



- The M specific exterior mirrors with a double-bridged design and additional integrated LED indicators accentuate the sporty character of the car.



- The M seat belts with belt tensioner and belt force limiter boast an exquisite woven highlight in the classic M colours.



- M door sill finishers with the "M2 Competition" designation on chrome-plated inserts in the front sills emphasise the vehicle's athletic ambitions.



- 19" M light alloy wheels Y-spoke style 788 M with mixed tyres in black, forged, burnished, wheel size 9J x 19 front with 245/35 R19 tyres, wheel size 10J x 19 rear with 265/35 R19 tyres.

¹ Only available in conjunction with the Professional Navigation system.

The availability of some equipment features and functions depends on engine variants or additional options. The market and production availability may vary. You can find detailed information about terms, standard and optional equipment at www.bmw.com or from your BMW Partner.

HIGHLIGHTS.

Discover even more with the new BMW Brochures app. Available now, for your smartphone and tablet.



- The M TwinPower Turbo inline 6-cylinder petrol engine features superior power delivery and the striking characteristic M engine sound.
- Featuring lightweight-construction axles and Active M differential, the M specific suspension exquisitely highlights the vehicle's dynamic potential.



- Thanks to the use of a special material mix, M compound brakes achieve outstanding deceleration values and are extremely stable and highly durable.
- The M Sport brake¹ with large compound brake discs is characterised by increased fading stability and thermal stability.



- The multi-adjustable M Sport seats with bucket seat character and integrated headrest provide excellent lateral support for the driver and front passenger. In addition, the backrest width can be individually adjusted. Their special design with illuminated M2 logo highlights the vehicle's athletic capabilities.



- Depending on the equipment, Multifunction for steering wheel can be used to operate the telephone, voice control and audio functions via the buttons on the steering wheel. The Manual Speed Limiter is also integrated. It can be used to set an upper limit of 50 km/h for city driving, for example.



- Shift gears without losing power, using the clutch or slowing down: the 7-speed M double-clutch transmission with Driveline Control. Gears can be changed automatically or manually using the gear-shift paddle switches on the steering wheel, or the gear selection lever. Launch Control guarantees maximum acceleration from a standing start.

BMW M PERFORMANCE PARTS.

Equipment 20 | 21

■ Standard equipment □ Optional equipment ○ Accessories



A comprehensive range of BMW Performance Parts is available to further enhance the concentrated power of the BMW M2 Competition visually and to emphasise its qualities. All parts were specially developed for the BMW M2 Competition and already homologated with the entire vehicle. With BMW M Performance Parts, you can adapt your BMW M2 Competition to your individual style.

M PERFORMANCE PARTS



- The bonnet made of premium-quality carbon fibre impresses with a power dome made of painted visible carbon and ensures a considerable weight reduction.



- Show your style: The surrounds of the front grille are made of premium carbon fibre. For an especially elegant, sporty and individual look.



- The tailgate made from high-quality carbon fibre improves the aerodynamics, reduces the weight and lends the rear of the car a striking look.



- The rear spoiler with aerodynamic cut-out is made from 100 percent high-quality carbon fibre and creates a distinctive motorsport look at the rear of the vehicle.



- The vehicle roof is made from premium-quality, ultra light carbon fibre and gives the car an exceptionally individual appearance.



- Elastic and breathable: The M Performance indoor car cover effectively protects the car from dirt, scratches and environmental factors.



- Weight-optimised 19" M Performance forged wheels Y-spoke style 763 M in Jet Black matt. TPMS summer complete wheel set with mixed tyres.
- For short braking distances – even under high thermal stress: M Sport brake system with ventilated compound brake discs. In M Performance Red.

¹ The image above shows the optional M Sport brake.

The availability of some equipment features and functions depends on engine variants or additional options. The market and production availability may vary. You can find detailed information about terms, standard and optional equipment at www.bmw.com or from your BMW Partner.


EXTERIOR COLOURS.

Discover even more with the new BMW Brochures app. Available now, for your smartphone and tablet.

■ Standard equipment □ Optional equipment




■ **Non-metallic** U300 Alpine White



□ **Metallic** 475 Black Sapphire



□ **Metallic** C16 Long Beach Blue



□ **Metallic** C1X Sunset Orange



□ **Metallic** C33 Hockenheim Silver



Power up an already impressive appearance:

□ The exclusive M Performance motorsport decal in the M colours further accentuates the sporty character of the vehicle and makes a clear reference to racing. The high-quality foil set is, of course, light, weather and car-wash resistant and is optimally matched to the vehicle geometry. For enhanced individuality.



DISCOVER EVEN MORE WITH THE
NEW BMW BROCHURES APP. AVAILABLE NOW,
FOR YOUR SMARTPHONE AND TABLET.

[Colour samples] These colour samples are intended as an initial guide to the colours and materials available for your BMW. However, experience has shown that printed versions of paint, upholstery and interior trim colours cannot in all cases faithfully reproduce the appearance of the original colour. Please discuss your preferred colour choices with your BMW partner or in your dealership. There you can also see original samples and be assisted with special requests.

The availability of some equipment features and functions depends on engine variants or additional options. The market and production availability may vary. You can find detailed information about terms, standard and optional equipment at www.bmw.com or from your BMW Partner.

INTERIOR COLOURS.

Discover even more with the new BMW Brochures app. Available now, for your smartphone and tablet.

■ Standard equipment □ Optional equipment



UPHOLSTERY COLOURS



■ **Dakota leather** LCNL Black with contrast stitching in Blue



■ **Leather Dakota** LCNZ Black with contrast stitching orange




□ **Leather Dakota stylishly perforated** MDB2 Black/Blue¹




□ **Leather Dakota stylishly perforated** MDOE Black/Orange¹

INTERIOR TRIM



■ 4LU Interior trim finishers Black high-gloss, highlight trim finisher Pearl Chrome



□ 4MC Interior trim finishers Carbon Fibre, highlight trim finisher Pearl Chrome

Please note that even normal long- or short-term use can lead to unrecoverable upholstery damage.

This can be caused in particular by non-colourfast clothing.

¹ Only available in conjunction with M Sport seats.
The availability of some equipment features and functions depends on engine variants or additional options. The market and production availability may vary. You can find detailed information about terms, standard and optional equipment at www.bmw.com or from your BMW Partner.

| | | |
|--|--------------------|--|
| | BMW M2 Competition | |
|--|--------------------|--|

| | | |
|------------------------------|----|-------------|
| Weight | | |
| Unladen weight EU¹ | kg | 1625 [1650] |
| Maximum permissible weight | kg | 2010 [2010] |
| Permitted load | kg | 460 [435] |
| Luggage compartment capacity | l | 390 |

| | | |
|---------------------------|-------------|----------------|
| M TwinPower Turbo engine³ | | |
| Cylinders/valves | | 6/4 |
| Capacity | cm³ | 2979 |
| Max. output/engine speed | kW (hp)/rpm | 302 (410)/6250 |
| Max. torque/engine speed | Nm/rpm | 550/2350–5230 |

| | |
|-----------------------|----------------|
| Power transmission | |
| Type of drive | Rear-wheel |
| Standard transmission | 6-speed manual |

| | | |
|-------------------------|------|-----------------|
| Performance | | |
| Top speed | km/h | 250²·⁵ [250]²·⁵ |
| Acceleration 0–100 km/h | s | 4.4 [4.2] |

| | | |
|--|----------|-------------|
| Consumption³·⁴ – All engines conform to the EU6 standard | | |
| Urban | l/100 km | 12.7 [11.5] |
| Extra-urban | l/100 km | 8.4 [7.8] |
| Combined | l/100 km | 10.0 [9.2] |
| Exhaust emissions standard (type-certified) | | EU6d-temp |
| CO₂ emissions, combined | g/km | 227 [209] |
| Tank capacity, approx. | l | 52 |

| | |
|------------------|----------------------------------|
| Wheels/tyres | |
| Tyre dimensions | 245/35 ZR 19 Y 265/35 ZR 19 Y |
| Wheel dimensions | 9J x 19 10J x 19 |
| Material | Light alloy |

The figures for output, fuel consumption and CO₂ emissions refer to vehicles with standard transmission. Values in [] are for vehicles with double-clutch transmission.

¹ The EC unladen weight refers to a vehicle with standard equipment and does not include any optional extras. The unladen weight includes a 90% full tank and a driver weight of 75 kg. Optional equipment may affect the weight of the vehicle, the payload and the top speed if the selected equipment has an impact on the vehicle's aerodynamics.

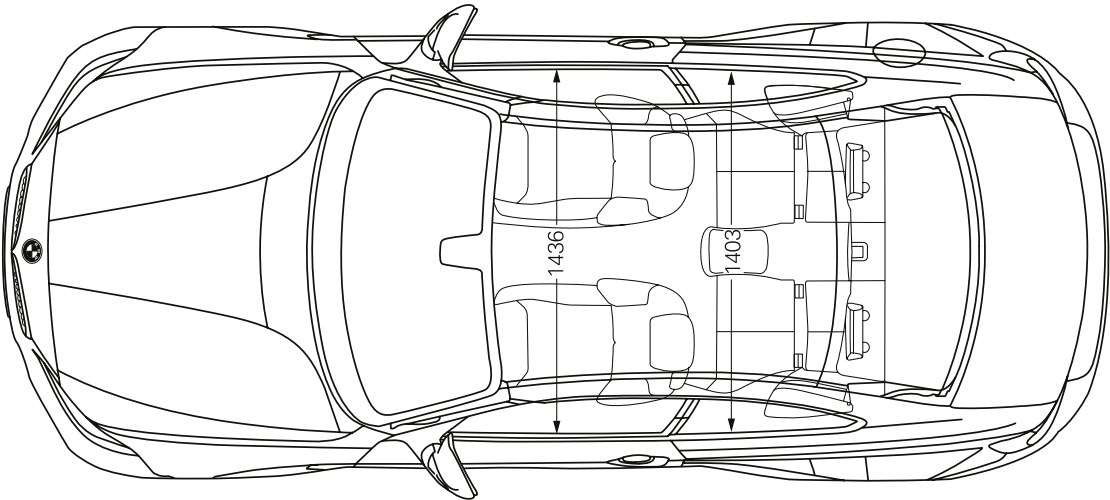
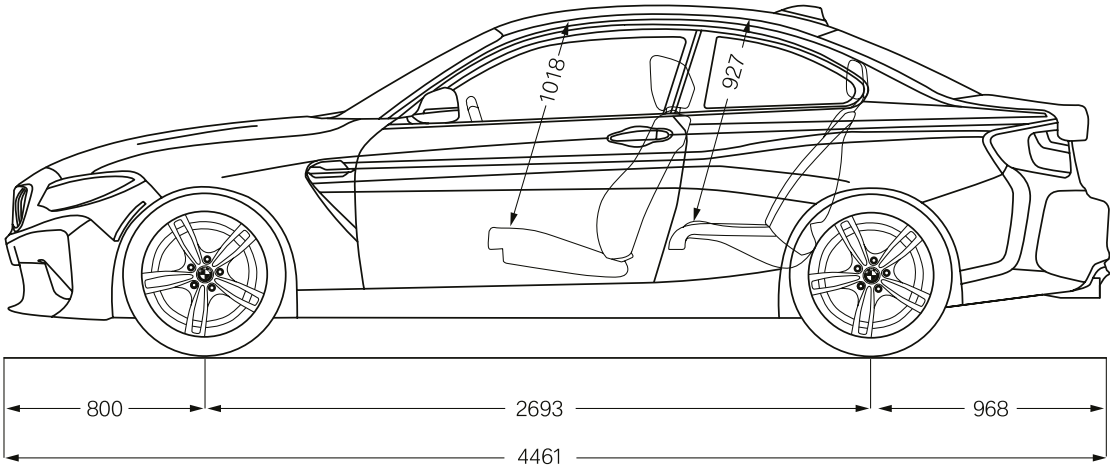
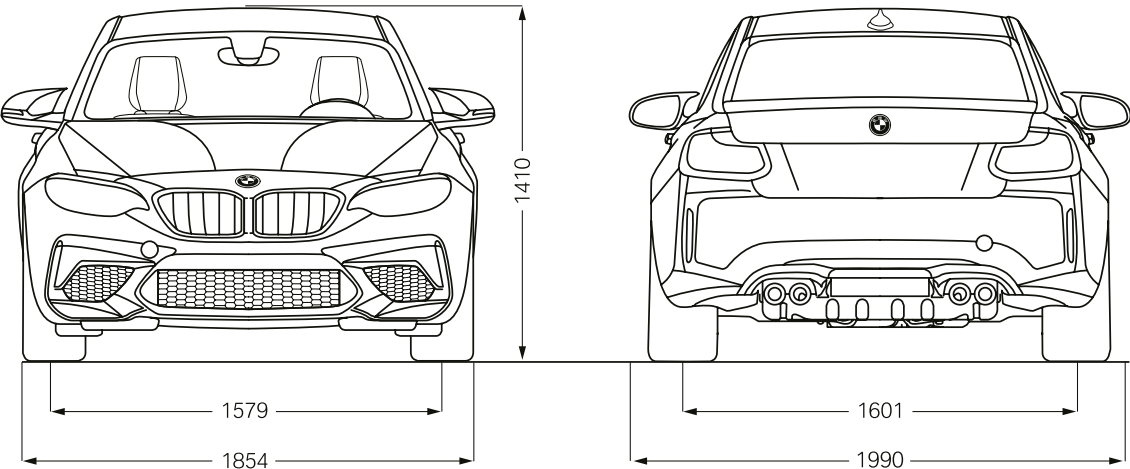
² Electronically limited.

³ Performance data of petrol engines apply to vehicles using RON 98 fuel. Fuel consumption data apply to vehicles using reference fuels in accordance with EU Regulation 2007/715. Unleaded RON 91 and higher with a maximum ethanol content of 10% (E10) may also be used. BMW recommends RON 95 super unleaded petrol.

⁴ The data for fuel consumption, CO₂ emissions and energy consumption are determined in accordance with the measurement processes as defined by European Regulation (EC) 715/2007 in the applicable version. Data refer to a vehicle with base-level equipment in Germany, and the ranges account for differences according to the selected wheel and tyre size and the optional equipment and may change during the configuration process.

Figures have been determined on the basis of the new WLTP test cycle and have been converted back into NEDC figures for comparability. [For these vehicles, values other than those specified here may apply for the assessment of taxes and other vehicle-related charges that are (also) based on CO₂ emissions].

⁵ The M Driver's Package increases top speed to 280 km/h.





YOUR NEW SPEED DATING APP.

DOWNLOAD NOW THE BMW BROCHURES APP FROM YOUR APP STORE AND DISCOVER DRIVING PLEASURE!

BMW M2 COMPETITION:

M TwinPower Turbo 6-cylinder petrol engine, 302 kW (410 hp), M double-clutch transmission with Drivelogic, 19" M light alloy wheels Y-spoke style 788 M Black, forged, with mixed tyres, exterior colour in Hockenheim Silver metallic, M Sport seats in leather 'Dakota' design-perforated Black/Blue, interior trim finishers 'Carbon Fibre'.

The models illustrated in this medium show the equipment and configuration options (standard and optional) for vehicles produced by BMW AG for the German market. Alterations in standard and optional equipment and the configurations available for the different models may occur after 11/12/2019, the editorial deadline for this medium, or according to the specific requirements of other markets. Your local BMW Partner is available to provide further details. Subject to change in design and equipment.

Of course, each vehicle is designed for economical recycling after its long-running life. You can find more information regarding your end-of-life vehicle on our website www.bmw.de/recycling.

© BMW AG, Munich, Germany. Not to be reproduced wholly or in part without prior written permission of BMW AG, Munich.