



# THE 5

TOURING



# THE NEW BMW 5 SERIES TOURING.



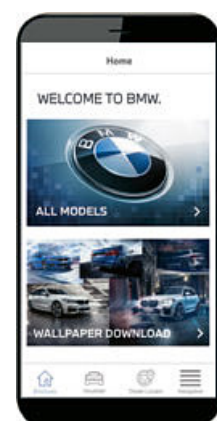
**18** Highlights



**20** Worlds of colour




**24** Wheels and tyres / Original BMW Accessories and BMW M Performance Parts



## YOUR BMW BROCHURES APP.

DOWNLOAD NOW THE BMW BROCHURES APP FROM YOUR APP STORE AND DISCOVER DRIVING PLEASURE!



**26** Technical data





ALTERNATIVELY  
EXCEPTIONAL.





PASSION WITH  
A PURPOSE.







FREES MINDS.  
THRILLS  
MOMENTS.









THERE'S  
A NEW  
DIRECTION  
OUT THERE:  
YOURS!







OUTER  
STRENGTH –  
INNER VALUES.







VISION  
ACCOMPLISHED.  
THE NEW  
BMW 5 TOURING.



# HIGHLIGHTS.

Equipment 18 | 19

Discover even more with the new BMW Brochures app. Available now, for your smartphone and tablet.

■ Standard equipment □ Optional equipment



□ The M Sport package gives the vehicle an even sportier touch. In addition to an appearance sharpened by many details in the exterior and interior, the M Sport package guarantees an increase in driving pleasure. The M Sport suspension and the M Aerodynamics package for example noticeably optimise the driving dynamics.



□ The Luxury Line shows the elegant side of the vehicle. Elegant design elements made of Chrome high-gloss give the exterior its exclusive appearance. The stylish impression is also present in the interior. Here first-class leather upholstery and high-quality interior trim finishers characterise luxury.



□ The BMW Live Cockpit Professional\* with navigation function includes two high-quality displays consisting of a high-resolution 12.3" Control Display that can be operated by touch and a fully digital 12.3" instrument display. The BMW Operating System 7 can also be operated via the iDrive Touch Controller.




□ When open, the Panorama glass roof provides a great deal of fresh air. Closed, it creates a bright, light-flooded atmosphere in the interior. It opens and closes completely automatically at the push of a button or with the car key, and is equipped with slide and lift functions, roller sunblind and wind deflector.



□ BMW Individual high-gloss Shadow Line with extended contents<sup>1</sup> includes equipment features in black: Kidney grille frame and kidney grille slats in black high-gloss and tailpipe trims in Black Chrome.



□ In laser high-beam mode, BMW Laserlight\* illuminates a range of up to 650 m, nearly twice as far as that of conventional headlights. Better visibility in the dark significantly increases safety. Blue accents and the lettering "BMW Laser" in the headlight also underline the technological standards and the sportiness of the vehicle.



□ The premium-quality BMW Individual roof rails high-gloss Shadow Line is the key to a multifunctional BMW roof rack unit.




□ Your vehicle key? No need for that anymore. The Digital Key\* exists on your smartphone, and you can share it with friends.



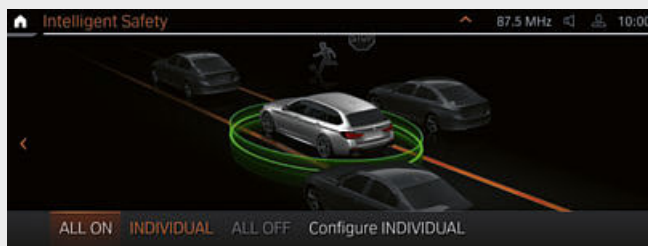
□ Should your BMW software be up to date? Should it be as simple as it is for your smartphone? Remote Software Upgrade\* makes this possible.




□ The luggage-compartment package\* enhances the functionality of the luggage compartment, e.g. backrest tilt adjustment including cargo position and lashing rails.



□ Why go without the features of your smartphone in your BMW when you can continue operating it as usual? With smartphone integration<sup>2</sup>\*, your vehicle supports Apple CarPlay and Android Auto by means of a wireless connection between your smartphone and the vehicle. This allows you to conveniently use familiar functions and various apps in the vehicle.



□ Driving Assistant Professional<sup>3</sup>\* offers optimum comfort and safety during critical or monotonous traffic situations. Apart from the contents of the Driving Assistant, it also includes Steering and Lane Control Assistant with extended functions, Lane Change and Emergency Stop Assistant and Lane Keeping Assistant with active side collision protection.



□ 'Hey BMW. Who are you?' Wouldn't it be incredible if your BMW was also your personal assistant? Communicate with your vehicle using the BMW Intelligent Personal Assistant\*. It knows you, gets better every day and helps out whatever the situation. You also can assign your own personal activation word. It can explain everything about your vehicle and helps you to get to know your BMW even better.



□ The equipment package Parking Assistant Plus\* makes parking and manoeuvring the vehicle easier. It features Surround View including Top View, Remote 3D View, PDC as well as a lateral parking aid, the Active PDC emergency braking function and the Parking Assistant with linear guidance<sup>5</sup> that provides fully automatic parking both parallel and perpendicular to the road.

<sup>1</sup> Only available in conjunction with M Sport package.

<sup>2</sup> Smartphone integration is permanently available in the vehicle. It includes Apple CarPlay and Android Auto. Android Auto linking is only possible in conjunction with a BMW Live Cockpit. Due to possible future technical developments (e.g. of mobile phones), the

usability of the Apple CarPlay or Google Android Auto service cannot be guaranteed permanently. CarPlay is a trademark of Apple Inc. Android Auto is a trademark of Google LLC.

<sup>3</sup> Function may be limited in darkness, fog or bright glare.

<sup>4</sup> Prerequisite is a BMW ConnectedDrive account and a compatible smartphone. For customers with a non-compatible smartphone, a high-quality Key Card is provided. More information about the BMW Digital Key, e.g. regarding the compatibility of your smartphone, is available at [www.bmw.com/digitalkey](http://www.bmw.com/digitalkey)

<sup>5</sup> The driver is responsible for constantly monitoring the automated parking procedure in accordance with local road laws.

\* The availability of some equipment features and functions depends on engine variants or additional options. The market and production availability may vary. You can find detailed information about terms, standard and optional equipment at [www.bmw.com](http://www.bmw.com) or at your BMW Partner. Some ConnectedDrive Services may differ between countries. Please consult your local BMW partner for more information.



# EXTERIOR COLOURS.

Discover even more with the new BMW Brochures app. Available now, for your smartphone and tablet.

■ Standard equipment □ Optional equipment



□ Non-metallic 300 Alpine White<sup>1</sup>



■ Non-metallic 668 Black



□ Metallic WA96 Mineral White



□ Metallic A83 Glacier Silver



□ Metallic C2Y Bluestone<sup>2</sup>



□ Metallic C3E Bernina Grey Amber Effect<sup>2</sup>



□ Metallic A90 Sophisto Grey Brilliant Effect<sup>2</sup>



□ Metallic 475 Black Sapphire<sup>2</sup>



□ Metallic C1M Phytonic Blue<sup>2</sup>

## BMW INDIVIDUAL



□ BMW Individual special paintwork Brilliant White metallic<sup>2</sup>



□ BMW Individual special paintwork Frozen Brilliant White metallic<sup>2</sup>



□ BMW Individual special paintwork Pure metal Silver<sup>2</sup>




□ BMW Individual special paintwork Frozen Cashmere Silver metallic<sup>2</sup>




□ BMW Individual special paintwork Frozen Dark Silver<sup>2</sup>



□ BMW Individual C5E Alvite Grey metallic<sup>2</sup>




□ BMW Individual C3Z Tanzanite Blue metallic<sup>2</sup>



□ BMW Individual X1C Aventurine Red metallic<sup>2</sup>

## M SPORT PACKAGE



□ Metallic 416 Carbon Black<sup>3</sup>

**[Colour samples]** These colour samples are intended as an initial guide to the colours and materials available for your BMW. However, experience has shown that printed versions of paint, upholstery and interior trim colours cannot in all cases faithfully

reproduce the appearance of the original colour. Please discuss your preferred colour choices with your BMW partner or in your dealership. There you can also see original samples and be assisted with special requests.

<sup>1</sup> Available as standard for the M Sport package.  
<sup>2</sup> Also optionally available for the M Sport package.  
<sup>3</sup> Exclusively available for the M Sport package.




























The availability of some equipment features and functions depends on engine variants or additional options. The market and production availability may vary. You can find detailed information about terms, standard and optional equipment at [www.bmw.com](http://www.bmw.com) or at your BMW Partner.



# INTERIOR COLOURS.

Discover even more with the new BMW Brochures app. Available now, for your smartphone and tablet.

■ Standard equipment □ Optional equipment

CLOTH	Available with		LEATHER	Available with		INTERIOR TRIM FINISHERS	Available with		BMW INDIVIDUAL LEATHER	Available with	
	■ Base model	Cloth 'Junction' BYAT Anthracite		□ Base model □ Luxury Line □ M Sport package	Leather 'Dakota' LCFI Ivory White exclusive stitching/leather piping in contrast		■ Base model	Interior trim finishers Oxide Silver dark matt with highlight trim finisher Pearl Chrome		□ Base model □ Luxury Line □ M Sport package	BMW Individual full leather trim 'Merino' ZBFU Smoke White*
	■ M Sport package	Cloth 'Rhombicle'/Alcantara HRAT Anthracite		□ Base model □ Luxury Line □ M Sport package	Leather 'Dakota' LCRO Cognac exclusive stitching/leather piping in contrast		□ Base model □ Luxury Line □ M Sport package	Interior trim finishers Aluminium fine cutting with highlight trim finisher Pearl Chrome		□ Base model □ Luxury Line □ M Sport package	BMW Individual full leather trim 'Merino' ZBCR Caramel*
				□ Base model ■ Luxury Line □ M Sport package	Leather 'Dakota' LCFK Black, exclusive stitching/leather piping in contrast Black		■ M Sport package	Interior trim finishers Aluminium Rhombicle Smoke Grey with highlight trim finisher Pearl Chrome		□ Base model □ Luxury Line □ M Sport package	BMW Individual full leather trim 'Merino' ZBTQ Tartufo*
SENSATEC	Available with										
	□ Base model □ Luxury Line □ M Sport package	Sensatec KHFY perforated Canberra Beige		□ M Sport package	Leather 'Dakota' LCNL Black, contrast stitching blue		□ Base model □ Luxury Line	Interior trim finishers black high-gloss with highlight trim finisher Pearl Chrome			
	□ Base model □ Luxury Line □ M Sport package	Sensatec KHRI perforated Cognac		□ Base model □ Luxury Line □ M Sport package	Leather 'Dakota' LCSW Black*		□ Base model □ Luxury Line □ M Sport package	Fine-wood trim 'Fineline' Cove with highlight trim finisher Pearl Chrome		□ Base model □ Luxury Line □ M Sport package	BMW Individual fine-wood trim Sen light brown with highlight trim finisher Pearl Chrome*
	□ Base model □ Luxury Line □ M Sport package	Sensatec KHSW perforated Black		□ Base model □ Luxury Line □ M Sport package	Exclusive leather 'Nappa' LZFI Ivory White with exclusive stitching/leather piping in contrast*		□ Base model ■ Luxury Line □ M Sport package	Fine-wood trim 'Fineline' Ridge with highlight trim finisher Pearl Chrome		□ Base model □ Luxury Line □ M Sport package	BMW Individual fine-wood trim plum brown high-gloss with highlight trim finisher Pearl Chrome*
				□ Base model □ Luxury Line □ M Sport package	Exclusive leather 'Nappa' LZNI Mocha exclusive stitching/leather piping in contrast*		□ Base model □ Luxury Line □ M Sport package	Fine-wood trim Ash Trunk open-pored with highlight trim finisher Pearl Chrome		□ Base model □ Luxury Line □ M Sport package	BMW Individual interior trim finishers piano finish Black with highlight trim finisher Pearl Chrome*
				□ Base model □ Luxury Line □ M Sport package	Exclusive leather 'Nappa' LZFK Black exclusive stitching/leather piping in contrast*		□ Base model □ Luxury Line □ M Sport package	Fine-wood trim poplar grain grey with highlight trim finisher Pearl Chrome			

Please note that even normal long- or short-term use can lead to unrecoverable upholstery damage. This can be caused in particular by non-colourfast clothing.

Please note that the interior colour depends on the selected upholstery colour.

\* The availability of some equipment features and functions depends on engine variants or additional options. The market and production availability may vary.

You can find detailed information about terms, standard and optional equipment at [www.bmw.com](http://www.bmw.com) or at your BMW Partner.



# WHEELS AND TYRES.

Discover even more with the new BMW Brochures app. Available now, for your smartphone and tablet.



□ 18" light alloy wheels  
Multi-spoke style 619, wheel size 8J x 18 with 245/45 R18 tyres.



□ 18" light alloy wheels  
W-spoke style 632 Reflex Silver, wheel size 8J x 18 with 245/45 R18 tyres.<sup>1</sup>



□ 18" M light alloy wheels  
Double-spoke style 662 M Orbit Grey with mixed tyres, gloss-lathed, wheel size front 8J x 18 with 245/45 R18 tyres, wheel size rear 9J x 18 with 275/40 R18 tyres.<sup>2</sup>



□ 19" light alloy wheels  
Multi-spoke style 633 Reflex Silver, wheel size 8J x 19 with 245/40 R19 tyres.<sup>1</sup>



□ 19" light alloy wheels  
V-spoke style 635 Orbit Grey with mixed tyres and run-flat tyres, gloss-lathed, wheel size front 8J x 19 with 245/40 R19 tyres, wheel size rear 9J x 19 with 275/35 R19 tyres.



□ 19" light alloy wheels  
W-spoke style 663 Ferric Grey with mixed tyres and run-flat tyres, gloss-lathed, wheel size front 8J x 19 with 245/40 R19 tyres, wheel size rear 9J x 19 with 275/35 R19 tyres.



□ 19" M light alloy wheels  
Y-spoke style 845 M Bicolour Jet Black with mixed tyres, gloss-lathed, wheel size front 8J x 19 with 245/40 R19 tyres, wheel size rear 9J x 19 with 275/35 R19 tyres.<sup>2</sup>



□ 19" M light alloy wheels  
Y-spoke style 845 M Jet Black with mixed tyres, wheel size front 8J x 19 with 245/40 R19 tyres, wheel size rear 9J x 19 with 275/35 R19 tyres.<sup>2</sup>



□ 20" M light alloy wheels  
Y-spoke style 846 M Bicolour Jet Black with mixed tyres and run-flat tyres, gloss-lathed, wheel size front 8J x 20 with 245/35 R20 tyres, wheel size rear 9J x 20 with 275/30 R20 tyres.<sup>2</sup>



□ 20" BMW Individual aerodynamic wheels 1001 I Jet Black 3D buffed with mixed tyres and run-flat tyres, gloss-lathed, wheel size front 8J x 20 with 245/35 R20 tyres, wheel size rear 9J x 20 with 275/30 R20 tyres.


# ORIGINAL BMW ACCESSORIES AND BMW M PERFORMANCE PARTS.

Equipment 24 | 25

■ Standard equipment □ Optional equipment ○ Accessories



○ The BMW Pro 2.0 rear bicycle rack is lightweight yet sturdy and can carry up to 60 kg. Exceptionally easy to use, it carries two bicycles or e-bikes (can be extended to accommodate three bicycles). Its tilt function also allows easy access to the luggage compartment at all times.



○ High-quality 18" M light alloy wheel Double-spoke style 662 M in Jet Black. TPMS winter complete wheel with run-flat tyre.



○ Like a filling station right in your own home: With the BMW Wallbox Plus, you can charge your BMW quickly, reliably and conveniently in a few hours. You also have the option to manage the use of the BMW Wallbox Plus with an access card.



○ Precisely fitted protection against moisture and dirt in the front footwell. The black design perfectly complements the interior.



○ Anti-slip, water-resistant, BMW fitted mat for protecting the luggage compartment from dirt and moisture. In Black with a stainless steel inlay with the number 5.



○ Show your style: the frame of the M Performance kidney grille is made of hand-crafted premium carbon fibre and the grille consist of extra sturdy plastic. A visual highlight at the front of the vehicle for an especially elegant, sporty and individual look.



○ The striking carbon-fibre M Performance exterior mirror caps highlight the vehicle's high-tech character, adding an individual athletic touch.



○ Gripping facts: The sport-style steering wheel with Alcantara-lined grip area provides excellent feel and grip for a more direct and responsive steering feel.



○ The high-quality 19" M Performance forged wheel Double-spoke style 786 M is designed in Jet Black matt with the colour M logo and milled M Performance lettering. TPMS winter complete rear wheel with run-flat tyre, wheel size 9J x 19, tyre size 275/35 R19 100V XL RSC.

Discover the wide range of innovative solutions available for the exterior and interior, communication and information, and for transportation and the luggage compartment. Your BMW Partner is on hand to advise you on the whole range of Original BMW Accessories and the BMW M Performance Parts product portfolio. For further information, please visit [www.bmw.com](http://www.bmw.com)

The availability of some equipment features and functions depends on engine variants or additional options. The market and production availability may vary. You can find detailed information about terms, standard and optional equipment at [www.bmw.com](http://www.bmw.com) or at your BMW Partner.

<sup>1</sup> Only available in conjunction with Luxury Line.

<sup>2</sup> Only available in conjunction with M Sport package.



BMW 5 Series Touring		520i <sup>9</sup> with mild hybrid technology	530i <sup>9</sup> 530i xDrive <sup>9</sup> with mild hybrid technology	540i xDrive <sup>9</sup> with mild hybrid technology	518d <sup>9</sup> with mild hybrid technology	520d <sup>9</sup> 520d xDrive <sup>9</sup> with mild hybrid technology	530d <sup>9</sup> 530d xDrive <sup>9</sup> with mild hybrid technology	540d xDrive <sup>9</sup> with mild hybrid technology	530e <sup>10</sup> 530e xDrive <sup>10</sup>
----------------------	--	---	---	--	---	---	---	--	---

Weight									
Unladen weight EU (xDrive) <sup>1</sup>	kg	1790	1805 (1865)	(1925)	1830	1855 (1915)	1940 (2000)	(2000)	1975 <sup>11</sup> (2035) <sup>11</sup>
Max. permissible weight (xDrive)	kg	2410	2425 (2490)	(2535)	2450	2470 (2530)	2550 (2610)	(2615)	2550 <sup>11</sup> (2610) <sup>11</sup>
Permitted load (xDrive)	kg	695	695 (700)	(685)	695	690 (690)	685 (685)	(690)	650 <sup>11</sup> (650) <sup>11</sup>
Permitted trailer load, unbraked (xDrive) <sup>2</sup>	kg	750	750 (750)	(750)	750	750 (750)	750 (750)	(750)	750 <sup>11</sup> (750) <sup>11</sup>
Permitted trailer load, braked, max. 12% gradient/max. 8% gradient (xDrive) <sup>2</sup>	kg	2000/2000	2000/2000 (2000/2000)	(2000/2000)	2000/2000	2000/2000 (2000/2000)	2000/2000 (2000/2000)	(2000/2000)	1700/1700 <sup>11</sup> (2000/2000) <sup>11</sup>
Luggage capacity	l	560–1700	560–1700	560–1700	560–1700	560–1700	560–1700	560–1700	– <sup>11</sup>

BMW TwinPower Turbo engine <sup>3</sup>									
Cylinders/valves	–	4/4	4/4	6/4	4/4	4/4	6/4	6/4	– <sup>11</sup>
Capacity	cm <sup>3</sup>	1998	1998	2998	1995	1995	2993	2993	– <sup>11</sup>
Max. output/engine speed	kW (hp)/ rpm	120–135 (163–184)/ 5000–6500	185 (252)/ 5200–6500	245 (333)/ 5500–6250	100–110 (136–150)/ 4000	120–140 (163–190)/ 4000	183–210 (249–286)/ 3250–4400	250 (340)/ 4400	135 (–)/ – <sup>11</sup>
With mild hybrid technology	kW (hp)	+8 (11)	+8 (11)	+8 (11)	+8 (11)	+8 (11)	+8 (11)	+8 (11)	–
Max. torque/engine speed	Nm/ rpm	290/ 1350–4250	350/ 1450–4800	450/ 1600–4800	350/ 1750–2500	400/ 1750–2500	650/ 1500–2500	700/ 1750–2250	420/ – <sup>11</sup>

eDrive motor									
Max. output	kW (hp)	–	–	–	–	–	–	–	80 (–) <sup>11</sup>
Max. torque	Nm	–	–	–	–	–	–	–	– <sup>11</sup>
System output	kW (hp)	–	–	–	–	–	–	–	215 (–) <sup>11</sup>
System torque	Nm	–	–	–	–	–	–	–	420 <sup>11</sup>

Lithium-ion high-voltage battery									
Battery type/net battery capacity	kWh	–	–	–	–	–	–	–	Li-ion/Ti1.2 <sup>11</sup>
Electric range/ Maximum total range, combined <sup>4</sup>	km	–	–	–	–	–	–	–	– <sup>11</sup>
Charging time (AC rapid charging with BMW Wallbox) <sup>5</sup>	h	–	–	–	–	–	–	–	– <sup>11</sup>

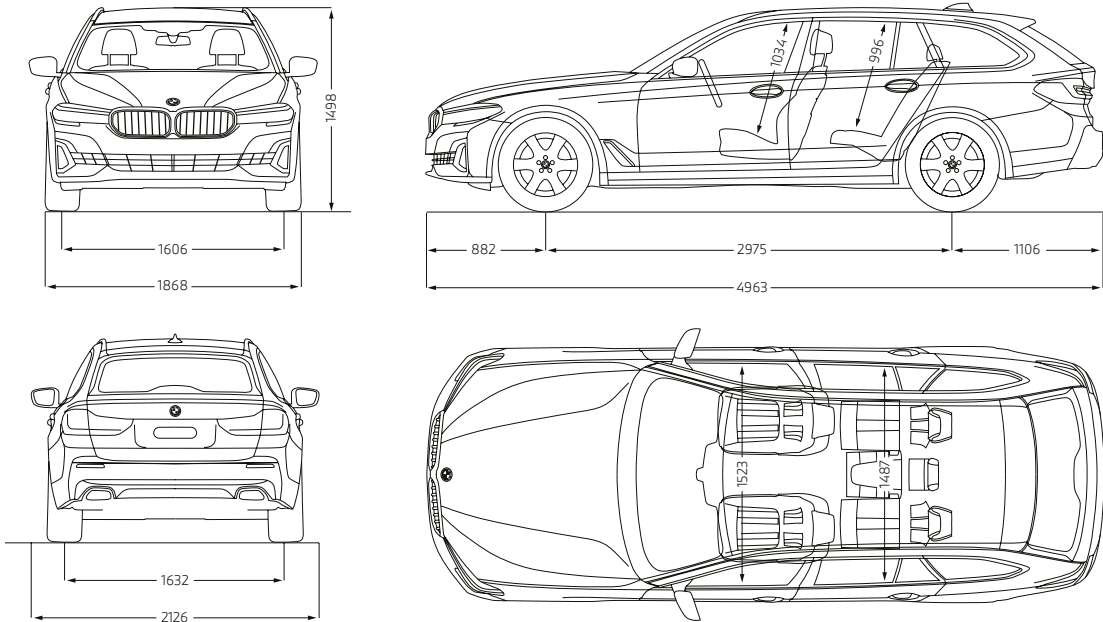
Power transmission									
Type of drive (xDrive)	–	Rear-wheel	Rear-wheel (all-wheel)	(all-wheel)	Rear-wheel	Rear-wheel (all-wheel)	Rear-wheel (all-wheel)	(all-wheel)	Rear-wheel (all-wheel)
Standard transmission (xDrive)	–	8-speed Steptronic	8-speed Steptronic (8-speed Steptronic)	(8-speed Steptronic)	8-speed Steptronic	8-speed Steptronic (8-speed Steptronic)	8-speed Steptronic (8-speed Steptronic)	(8-speed Steptronic)	– <sup>11</sup>

Driving performance									
Top speed (xDrive)	km/h	225–217	250 <sup>8</sup> (250) <sup>8</sup>	(250) <sup>8</sup>	212–204	225–218 (222)	250 <sup>8</sup> (250) <sup>8</sup>	(250) <sup>8</sup>	225 <sup>11</sup> (225) <sup>11</sup>
Top electric speed	km/h	–	–	–	–	–	–	–	140 <sup>11</sup> (140) <sup>11</sup>
Acceleration 0–100 km/h (xDrive)	s	8.3–9.0	6.7 (6.6)	(5.2)	9.2–9.8	7.6–8.6 (7.6–7.7)	5.7–5.9 (5.6–5.8)	(4.8)	6.1 <sup>11</sup> (6.1) <sup>11</sup>

		520i <sup>9</sup> with mild hybrid technology	530i <sup>9</sup> 530i xDrive <sup>9</sup> with mild hybrid technology	540i xDrive <sup>9</sup> with mild hybrid technology	518d <sup>9</sup> with mild hybrid technology	520d <sup>9</sup> 520d xDrive <sup>9</sup> with mild hybrid technology	530d <sup>9</sup> 530d xDrive <sup>9</sup> with mild hybrid technology	540d xDrive <sup>9</sup> with mild hybrid technology	530e <sup>10</sup> 530e xDrive <sup>10</sup>
--	--	---	---	--	---	---	---	--	---

Consumption <sup>3, 6–</sup> All engines conform to the EU6 standard									
Urban (xDrive)	l/100 km	6.7–7.0	6.8–7.0 (7.6–7.9)	(9.1–9.2)	4.9–4.7	4.9–5.1 (5.2–5.4)	5.9–6.1 (6.4–6.5)	(6.6–6.8)	– <sup>11</sup>
Extra-urban (xDrive)	l/100 km	4.8–5.0	4.8–5.1 (5.4–5.6)	(5.7–6.0)	3.8–4.0	3.9–4.2 (4.2–4.3)	4.0–4.2 (4.3–4.4)	(4.5–4.6)	– <sup>11</sup>
Combined (xDrive)	l/100 km	5.5–5.7	5.6–5.8 (6.2–6.4)	(7.0–7.1)	4.2–4.3	4.3–4.5 (4.6–4.7)	4.7–4.9 (5.1–5.2)	(5.3–5.4)	1.9–2.1 <sup>11</sup> (2.1–2.3) <sup>11</sup>
Consumption range, combined <sup>7</sup>	kWh/ 100 km	–	–	–	–	–	–	–	14.9–15.9 <sup>11</sup> (15.9–16.9) <sup>11</sup>
Exhaust emissions standard (type-certified)	–	EU6d	EU6d	EU6d	EU6d	EU6d	EU6d	EU6d	EU6d
Combined CO <sub>2</sub> emissions (xDrive)	g/km	126–131	127–133 (142–147)	(159–164)	109–114	113–119 (120–124)	123–128 (133–137)	(138–142)	43–47 <sup>11</sup> (49–52) <sup>11</sup>
Tankinhalt, ca.	l	68	68	68	66	66	66	66	– <sup>11</sup>

Wheels/tyres									
Tyre dimensions		225/55 R17 Y	225/55 R17 Y	225/55 R17 Y	225/55 R17 Y	225/55 R17 Y	225/55 R17 Y	225/55 R17 Y	– <sup>11</sup>
Wheel size		75 J x 17	75 J x 17	75 J x 17	75 J x 17	75 J x 17	75 J x 17	75 J x 17	– <sup>11</sup>
Material		Light alloy	Light alloy	Light alloy	Light alloy	Light alloy	Light alloy	Light alloy	– <sup>11</sup>



All dimensions in the technical drawing are given in millimetres.

The figures for performance, fuel consumption and CO<sub>2</sub> emissions refer to vehicles with standard transmission.

<sup>1</sup> The EC unladen weight refers to a vehicle with standard equipment and does not include any optional extras. The unladen weight includes a 90% full tank and a driver weight of 75 kg. Optional equipment may affect the weight of the vehicle, the payload and the top speed if the selected equipment has an impact on the vehicle's aerodynamics.

<sup>2</sup> The actual total weight of the trailer must not exceed the maximum permitted trailer load, taking into account the maximum tow bar download.

<sup>3</sup> Performance data of petrol engines apply to vehicles using RON 98 fuel. Fuel consumption data apply to vehicles using reference fuels in accordance with EU Regulation 2007/715. Unleaded RON 91 and higher with a maximum ethanol content of 10% (E10) may also be used. BMW recommends RON 95 super unleaded petrol.

<sup>4</sup> Range depends on the equipment and various factors. In particular: personal driving style, route characteristics, exterior temperature, heating/air conditioning, pre-conditioning and the chosen equipment.

<sup>5</sup> Dependent on the local electricity infrastructure. Charging time corresponds to a 100% charge to maximum capacity.

<sup>6</sup> The data for fuel consumption, CO<sub>2</sub> emissions and energy consumption are determined in accordance with the measurements processes as defined by European Regulation (EU) 2007/715 in the applicable version. Data refer to a vehicle with base-level equipment in Germany, and the ranges account for differences according to the selected wheel and tyre size and the optional equipment and may change during the configuration process. Figures have been determined on the basis of the new WLTP test cycle and have been converted back into NEDC figures for comparability. [For these vehicles, values other than those specified here may apply for the assessment of taxes and other vehicle-related charges that are (also) based on CO<sub>2</sub> emissions.]

<sup>7</sup> The combined energy consumption depends on the selected wheel and tyre sizes.

<sup>8</sup> Electronically limited.

<sup>9</sup> This engine version is not available in all countries. For further information, please contact your local BMW Partner.

<sup>10</sup> Model expected to be available from 11/2020.

<sup>11</sup> Provisional figures; any missing figures were unavailable at the time of publication.





## YOUR BMW BROCHURES APP.

DOWNLOAD NOW THE BMW BROCHURES APP FROM YOUR APP STORE AND DISCOVER DRIVING PLEASURE!

### BMW 530e TOURING:

BMW TwinPower Turbo 4-cylinder petrol engine + eDrive electric motor, 215 kW (292 hp) system output, 18" light alloy wheels Double-spoke style 844, exterior colour in Sophisto Grey brilliant effect, BMW Laserlight, instrument panel in Sensatec, sport seats in leather 'Dakota' Ivory White exclusive stitching/leather piping in contrast Black, interior trim finishers Aluminium fine cutting with highlight trim finisher Pearl Chrome.

The models illustrated in this medium show the equipment and configuration options (standard and optional) for vehicles produced by BMW AG for the German market. Alterations in standard and optional equipment and the configurations available for the different models, as described in this medium, may occur after 04/29/2020, the editorial deadline for this medium, or according to the specific requirements of other markets. Your local BMW Partner is available to provide further details. Subject to change in design and equipment.

Of course, each vehicle is designed for economical recycling after its long-running life. You can find more information regarding your end-of-life vehicle on our website [www.bmw.de/recycling](http://www.bmw.de/recycling).  
© BMW AG, Munich, Germany. Not to be reproduced wholly or in part without prior written permission of BMW AG, Munich.