



THE X3

THE BMW X3.



INNOVATION AND TECHNOLOGY.



18 BMW EfficientDynamics



20 Driver assistance
21 BMW ConnectedDrive



22 Suspension and safety

EQUIPMENT.



24 Models and lines



30 BMW Individual



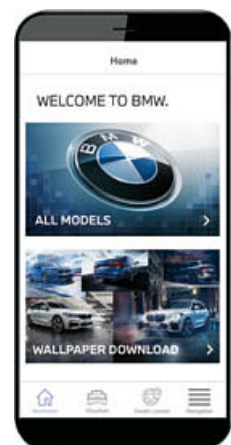
33 Additional equipment



36 Exterior colours



38 Interior colours



YOUR NEW SPEED DATING APP.

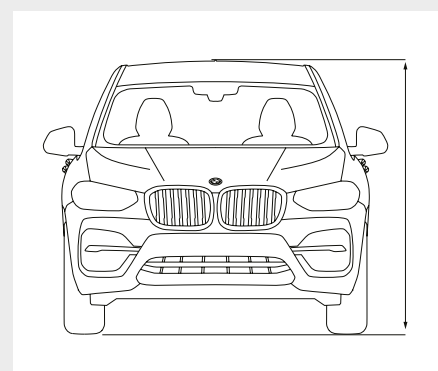
DOWNLOAD NOW THE BMW BROCHURES APP FROM YOUR APP STORE AND DISCOVER DRIVING PLEASURE!



40 Wheels and tyres



41 Original BMW Accessories



42 Technical data



FOR ALL
WHO WANT IT ALL.





MAKE THE BREAK.



OPTIMALLY BALANCED VEHICLE BODY II BROAD SHOULDERS II FLAT ROOFLINE II
LARGE TAILPIPES II SCULPTURAL FULL LED REAR LIGHTS¹

¹ Available as optional equipment.



ANYWHERE. ANY TIME.
ON YOUR TERMS.



ROBUST, REFINED EXTERIOR DESIGN II POWERFUL PROPORTIONS II PRONOUNCED
HORIZONTAL SHOULDERLINE II ELEGANTLY SPORTY SURFACES II ELONGATED BONNET II
LONG WHEELBASE II SHORT OVERHANGS



HIGHLY POLISHED,
EVEN IN THE MUD.



BMW TWIN POWER TURBO INLINE 6-CYLINDER PETROL ENGINE II
50:50 AXLE LOAD DISTRIBUTION II OPTIMAL AERODYNAMICS II M SPORT DIFFERENTIAL¹



¹ Standard for BMW X3 M40i and BMW X3 M40d.



ENJOY THE VIEW.



IMPRESSIVELY SPACIOUS || LARGE PANORAMIC GLASS ROOF¹ || FINE MATERIALS ||
PRECISE WORKMANSHIP || ATMOSPHERIC LIGHTING¹ || INSTRUMENT PANEL IN
SENSATEC¹ * || ACOUSTIC GLASS¹

¹ Available as optional equipment.
* The availability of some equipment features and functions depends on engine variants or additional options.
The market and production availability may vary. You can find detailed information about terms, standard and optional equipment at www.bmw.com or at your BMW Partner.



SO INDEPENDENT.
SO CONNECTED.



10.25" CONTROL DISPLAY WITH TOUCH FUNCTION¹ * II PERSONALLY ADAPTABLE USER INTERFACE II INTELLIGENT VOICE AND GESTURE CONTROL¹ * II FULL-COLOUR BMW HEAD-UP DISPLAY^{1,2} II DRIVING ASSISTANT PLUS^{1,3} II BMW CONNECTED DRIVE*

¹ Available as optional equipment.
² The information in the BMW Head-Up Display is not fully visible when viewed through polarised sunglasses. Content shown will depend on the equipment options chosen. Further optional equipment is required to display specific items.
³ Function may be limited in darkness, fog or bright glare.
* The availability of some equipment features and functions depends on engine variants or additional options. The market and production availability may vary. You can find detailed information about terms, standard and optional equipment at www.bmw.com or at your BMW Partner.
Some ConnectedDrive Services may differ between countries. Please consult your local BMW partner for more information.



A TRUE X. FROM A TO Z.



ON OR OFF THE ROAD, A PERFECTLY BALANCED BODY AND BMW DRIVER ASSISTANCE SYSTEMS SUCH AS THE LANE KEEPING ASSISTANT¹ AND ACTIVE CRUISE CONTROL¹ ENSURE DRIVING ENJOYMENT AT ITS BEST IN THE BMW X3. AND THANKS TO A CONTEMPORARY, HIGH-CLASS INTERIOR, AN INNOVATIVE OPERATION CONCEPT AND UNIQUE CONNECTIVITY, FREEDOM IS THE MULTISENSORY EXPERIENCE IT'S MEANT TO BE. **INDEPENDENCE TIMES X – IN THE BMW X3.**

¹ Available as optional equipment.

www.bmw.com/efficientdynamics

MORE POWER FROM LESS FUEL.

More power from three to 12 cylinders. Consume less, experience more – the **BMW TwinPower Turbo** engines offer the greatest possible dynamic performance with the greatest possible efficiency thanks to the newest injection systems, variable output control and sophisticated turbocharger technology. Whether diesel or petrol, and no matter how many cylinders, the engines from the BMW EfficientDynamics engine family allow markedly more agile power delivery and outstanding responsiveness even at low rpm, while being fuel-efficient and low in emissions.

MORE DRIVING PLEASURE, LESS EMISSIONS.

BMW EfficientDynamics is a technology package that includes not only the drive, but rather the whole vehicle concept and intelligent energy management. Provided as standard in every BMW, a variety of innovative technologies contribute to continuously improving efficiency. Via engine efficiency measures, electrification, lightweight construction methods and optimised aerodynamics, BMW has managed to reduce the CO₂ emissions of its fleet significantly.

MORE DYNAMICS, LESS WEIGHT.

Lower weight with intelligent lightweight construction. Special consideration for every last detail – intelligent lightweight construction means that the optimal material is found and implemented for each part of the vehicle. With extremely light high-tech materials such as aluminium and carbon fibre, **BMW EfficientLightweight** is pursuing the goal of minimising vehicle weight. That leads to even more dynamic performance, increased stability and heightened vehicle safety and comfort.



LIGHTWEIGHT CONSTRUCTION.

Intelligent lightweight construction at BMW means using the right material for the right parts of the vehicle. For every single component, the most suitable material is selected. This philosophy, also known as **BMW EfficientLightweight**, is now integral to BMW EfficientDynamics and applied to every BMW.


AERODYNAMICS.

With targeted measures focusing on Aerodynamics, BMW has optimised drag coefficient and efficiency as well as interior acoustics. Fuel consumption has also been reduced. The Active air stream kidney grille, the Air curtain on the front wheels and the Aero wheels are all targeted and detailed measures to further reduce air resistance.

MILD HYBRID TECHNOLOGY.

Mild hybrid technology² is used to recover braking energy and supports the combustion engine during acceleration with electric power. This reduces fuel consumption and emissions while giving you a dynamic advantage. The mild hybrid technology also makes the Automatic Start/Stop function much faster and much more comfortable.

IN THE BMW X3.



BMW X3 xDrive20i

- BMW TwinPower Turbo 4-cylinder petrol engine with 135 kW (184 hp) and 300 Nm torque
- Acceleration 0–100 km/h: 8.3 s; top speed: 215 km/h
- Combined fuel consumption: 6.6–7.0 l/100 km
- Combined CO₂ emissions: 151–161 g/km

BMW X3 xDrive30i

- BMW TwinPower Turbo 4-cylinder petrol engine with 185 kW (252 hp) and 350 Nm torque
- Acceleration 0–100 km/h: 6.4 s; top speed: 240 km/h
- Combined fuel consumption: 6.6–7.0 l/100 km
- Combined CO₂ emissions: 151–160 g/km

BMW X3 M40i

- BMW TwinPower Turbo inline 6-cylinder petrol engine with 265 kW (360 hp) and 500 Nm torque
- Acceleration 0–100 km/h: 4.8 s; top speed: 250 km/h¹
- Combined fuel consumption: 7.8–8.1 l/100 km
- Combined CO₂ emissions: 178–187 g/km

BMW X3 xDrive30e

- BMW TwinPower Turbo 4-cylinder petrol engine and electric motor with a system output of 120–135 kW (163–184 hp) and 300 Nm torque
- Acceleration 0–100 km/h: 6.1–6.4 s; top speed: 210–205 km/h
- Combined fuel consumption: 2.1–2.4 l/100 km
- Combined CO₂ emissions: 47–54 g/km

BMW X3 sDrive18d² with mild hybrid technology

- BMW TwinPower Turbo 4-cylinder diesel engine with 100–110 kW (136–150 hp) and 350 Nm torque (plus 8 kW (11 hp) with mild hybrid technology)
- Acceleration 0–100 km/h: 9.4–10.3 s; top speed: 198–193 km/h
- Combined fuel consumption: 4.4–5.0 l/100 km
- Combined CO₂ emissions: 116–133 g/km

BMW xDrive20d² with mild hybrid technology

- BMW TwinPower Turbo 4-cylinder diesel engine with 120–140 kW (163–190 hp) and 400 Nm torque and mild hybrid technology with 8 kW (11 hp)
- Acceleration 0–100 km/h: 7.9–9.0 s; Top speed: 213–205 km/h
- Combined fuel consumption: 4.8–5.1 l/100 km
- Combined CO₂ emissions: 126–134 g/km

BMW X3 xDrive30d² with mild hybrid technology

- BMW TwinPower Turbo inline 6-cylinder diesel engine with 183–210 kW (249–286 hp) and 650 Nm torque (plus 8 kW (11 hp) with mild hybrid technology)
- Acceleration 0–100 km/h: 5.7–5.9 s; top speed: 245–235 km/h
- Combined fuel consumption: 5.2–5.6 l/100 km
- Combined CO₂ emissions: 137–147 g/km

BMW X3 M40d² with mild hybrid technology

- BMW TwinPower Turbo inline 6-cylinder diesel engine with 250 kW (340 hp) and 700 Nm torque (plus 8 kW (11 hp) with mild hybrid technology)
- Acceleration 0–100 km/h: 4.9 s; top speed: 250 km/h¹
- Combined fuel consumption: 5.6–6.0 l/100 km
- Combined CO₂ emissions: 148–157 g/km

¹ Electronically limited.

² This engine version is not available in all countries. For further information, please contact your local BMW Partner.

The figures for performance, fuel consumption and CO₂ emissions refer to vehicles with standard transmission.

Further information on fuel consumption and CO₂ emissions can be found in technical data on pages 42–43.

THE INNOVATIVE BMW ASSISTANCE SYSTEMS.

The BMW driver assistance systems offer the ultimate in comfort and safety. Whether it's for driving or parking, BMW driver assistance systems are there when you need them, reliably and in every situation. The most cutting-edge sensors, such as radar, ultrasound and cameras, dependably register the vehicle's surroundings, forming the basis for intelligent driver assistance systems. Either activated when desired, or as emergency assistance in the background – the BMW driver assistance systems make every drive in your BMW even safer and more enjoyable.

CLOSER TO AUTONOMOUS DRIVING THAN EVER BEFORE.

Autonomous driving is not a utopia, it is the future: All over the world, BMW Personal CoPilot test vehicles are already driving completely independently without the driver's intervention and not only show impressively how mobility will change in the near future – they also offer an outlook on the next level of driving pleasure. Even today, the BMW driver assistance systems already offer a large number of intelligent semi-automated functions that actively support and relieve the driver in almost every driving situation.

SIMPLY PARK IT.

With intelligent parking assistance systems, you don't just look forward to every ride in your BMW, but also to parking and manoeuvring. For example, the Parking assistant already displays suitable parking spaces as you drive past and, depending on the BMW model, runs the parking process either partially or completely independently. But here too, automation will continue to advance, so that in the future it will be possible for vehicles without drivers to search for a parking space and execute the parking process autonomously.

DRIVING ASSISTANT PLUS.

Driving Assistant Plus^{1, 2, *} offers greater comfort and security during monotonous or complex driving situations. These can include traffic jams, stop-and-go traffic or long journeys through the city, on country roads or motorways, along with navigating junctions and lane changes.

PARKING ASSISTANT.

The Parking Assistant^{1, 3} equipment package makes parking the vehicle easier. The Rear view camera provides a clearer view behind the car. Active Park Distance Control (PDC) offers increased protection against damage caused by parking. The Parking Assistant parks the vehicle completely automatically, parallel or perpendicular to the street. The system works by measuring potential spaces while driving past them at a low speed.

ACTIVE CRUISE CONTROL WITH STOP&GO FUNCTION.

Active cruise control with Stop&Go function^{1, *} incl. Approach control warning with braking function maintains a speed preselected by the driver, as well as the distance to the vehicle ahead. The vehicle takes over accelerating and braking and keeps the predetermined distance to the car ahead even in slow-moving traffic and down to a stand-still in traffic jams.

IN THE BMW X3.

BMW ConnectedDrive So connected, you're free.

Innovation and Technology 20 | 21

CONNECTED AT ALL TIMES.

Focused on the future – from the very beginning. By the 1990s, BMW had already made headway in connected mobility. Another milestone of the digital future was surpassed in 2004: vehicles with built-in SIM cards. Then came the first online functionality, Google Services and innovative display systems such as the BMW Head-Up Display. Throughout this process, the desires of the customer have always taken centre stage. In a first for a premium automobile manufacturer, BMW makes it possible to book and pay for services flexibly via the BMW ConnectedDrive Store, in the vehicle or on a computer at home. And with the introduction of the BMW smartphone app, the Open Mobility Cloud, Remote Software Upgrades and the BMW Intelligent Personal Assistant, BMW is taking the next steps into the future of mobility.

TIME-TO-LEAVE NOTIFICATION.

Have you ever arrived late or missed an important appointment? Such hiccups can't happen with the 'time to leave' notification* on the BMW Connected app. This notification feature knows all of your pending appointments and informs you in advance when it's time to set off, communicating with your smartphone or compatible smartwatch. It calculates your optimal departure time based on up-to-date traffic information, so you can be sure that you'll be able to keep your next appointment and not get stuck in an unexpected traffic jam on your way.

IN THE BMW X3.

BMW CONNECTED DRIVE STORE.

BMW ConnectedDrive opens the gate to the digital world of BMW. Use vehicle apps such as news, weather, office or online search on the go and be well informed at all times. Via the ConnectedDrive Store or directly in your BMW, you can book additional digital services such as Connected Music or Concierge Service – anytime, anywhere, easily and flexibly.

IN TOUCH **24/7** WITH BMW CONNECTED.

Are the doors of my car really locked, when should I leave my office to arrive in time for dinner at the fancy Italian restaurant and how will I find my way there? The BMW smartphone app can easily help you with all of these questions: it is your personal mobility assistant. It connects you directly with your car, giving you access before and during your trip to numerous functions, which make every drive simpler and more comfortable.



HAZARD WARNING.

The Hazard Warning* is a new function of Real Time Traffic Information (RTTI)^{1, *} which allows vehicles in the BMW fleet to warn each other of hazards anonymously and in real-time.

REAL TIME TRAFFIC INFORMATION.

Why waste time in traffic jams? Real Time Traffic Information^{1, *} lets you reach your destination faster and more effectively. It monitors the current traffic situation virtually in real-time and calculates alternative routes. The local hazard warning system is an additional feature that alerts you to adverse road conditions or accidents.

¹ Available as optional equipment.

² Function may be limited in darkness, fog or bright glare.

³ The driver is responsible for constantly monitoring the automated parking procedure in accordance with local road laws.

* The availability of some equipment features and functions depends on engine variants or additional options. The market and production availability may vary. You can find detailed information about terms, standard and optional equipment at www.bmw.com or at your BMW Partner.

■ Standard equipment □ Optional equipment



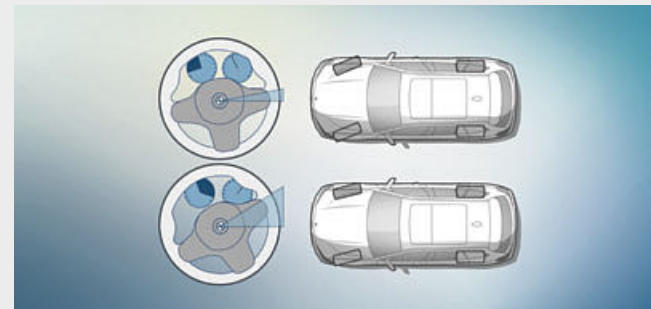
The **8-speed Steptronic Sport transmission**^{1,2} offers incredibly sporty gear changes. Whether automatic or manual using gearshift paddles or gear lever – for comfortable coasting or incredibly dynamic driving. In SPORT mode and with the gear lever in the left-hand S/M position, the gear shifts are configured for maximum performance.

The **adaptive suspension**^{1,*} makes it possible to adjust the damper characteristics to suit any given driving situation, increasing comfort and driving dynamics. In addition to the standard COMFORT setting for increased driving comfort, the SPORT program offers athletic damper settings.

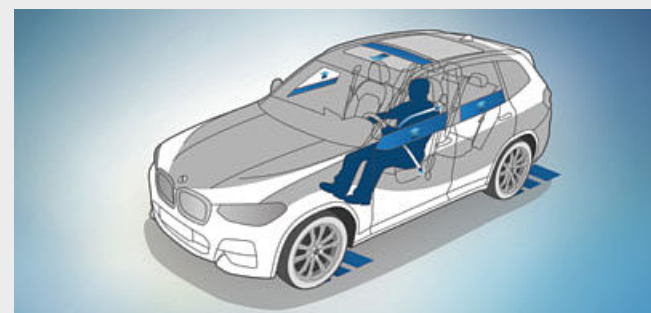
The optional **Hill Descent Control (HDC)** in the xDrive models is a system which, when activated, ensures that the vehicle can master the steepest downhill runs automatically and safely at just above walking pace, without the driver having to brake.

The **M Sport brake**^{1,2} has four-piston fixed calipers at the front and single-piston floating calipers at the rear in Blue metallic with the M logo and features larger brake discs to ensure an outstanding braking performance. Adapted to the vehicle's very high dynamic potential, it also allows an exceptional athletic driving style and excellent braking on wet surfaces.


The **M Sport differential**² optimises traction and driving stability when changing lanes or accelerating out of a bend, when taking bends at high speeds or on different road surfaces. Traction is optimised with the help of an electronically operated device that reduces the difference in revolution speed between the rear wheels.



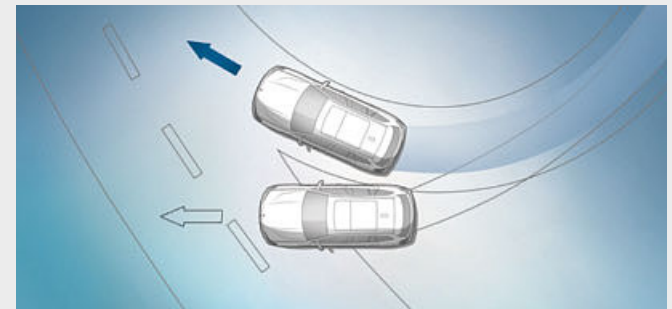
□ The **Variable sport steering**^{2,*} with Servotronic creates a direct and agile steering response and ensures less physical effort is required to turn the wheel. It reacts to the angle of the steering wheel with varying steering ratios. This improves handling when driving more dynamically and reduces the effort needed to steer when parking and turning.



□ **Active Protection** is a preventive occupant protection system that pretensions the seat belts in critical situations, puts electric seats in an upright position and closes windows and the sunroof, if featured.



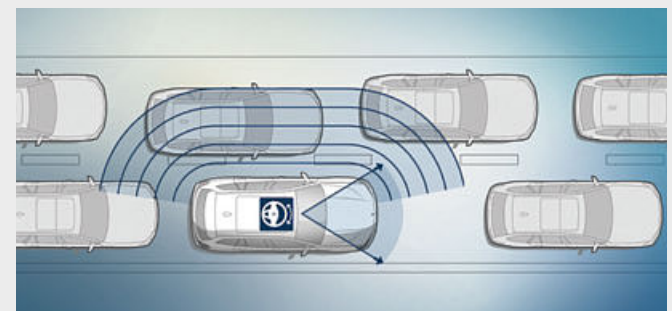
□ The **LED headlights with cornering lights**² generate a bright and efficient bi-LED light for low and high-beam headlights. The bend lighting and cornering lights with LED technology allow for adaptive light distribution with increased side illumination for city driving. The LED daytime running lights and parking lights in the light tubes of the main headlights create a distinctive feature characteristic of a BMW.



■ **Dynamic Stability Control (DSC)** permanently assesses the vehicle's movements and stabilises it using engine and braking regulation when unstable driving conditions are detected. Additional features of DSC are, for example, brake drying, braking readiness or the Hill-Start assistant, which holds the vehicle briefly in place when starting on inclines to prevent it from rolling backwards.



■ The extremely torsionally stiff but **light body construction** provides the basis for sporty driving dynamics, high-precision steering and agility. Additionally, it offers passengers the best possible all-round protection.



□ The **Steering and lane control assistant**^{*} incl. Traffic jam assistant can be activated to support the driver in monotonous traffic situations. At speeds of up to 210 km/h on all road surfaces, the system conveniently supports steering and keeps the vehicle in the centre of its lane. Steering support is possible with or without Active cruise control.

¹ Available as optional equipment.
² Standard for BMW X3 M40i and BMW X3 M40d.

* The availability of some equipment features and functions depends on engine variants or additional options. The market and production availability may vary. You can find detailed information about terms, standard and optional equipment at www.bmw.com or at your BMW Partner.

BASE.

Discover even more with the new BMW brochures app. Available now, for your smartphone and tablet.



■ The interior with interior trim finishers Oxide Silver dark matt with highlight trim finisher Pearl Chrome and the grippy Sport leather steering wheel create a first-class ambience.



■ The seats in cloth 'Hevelius' Anthracite-Black offer a host of adjustment possibilities for exceptional comfort.

Selected base model equipment features:

- 18" light alloy wheels V-spoke style 618
- LED headlights
- Sport leather steering wheel incl. multifunction buttons
- 1-zone automatic air conditioning
- BMW Live Cockpit with 8.8" touchscreen
- Driving Experience Control
- Cruise Control with braking function



■ 18" light alloy wheels V-spoke style 618 in Reflex Silver, wheel size 7J x 18, with 225/60 R18 tyres.

xLINE.

■ Standard equipment □ Optional equipment



■ The Sport leather steering wheel makes a particularly high-quality impression thanks to the optional galvanised applications shown here.



□ The Sport seats in leather 'Vernasca' Mocha with decorative stitching give the interior a powerful look.

xLine exterior equipment:

- BMW kidney grille with seven exclusively designed vertical slats with front sides in Aluminium matt, grille frame in Chrome
- Decorative elements of the external air inlets in Aluminium matt
- 19" light alloy wheels Y-spoke style 694 in Ferric Grey; other wheels available
- Trim element Air Breather in satinised Aluminium
- Side window surrounds, window guides and window recess finisher in Aluminium satinised, B-pillar and C-pillar in Black high-gloss
- Side skirt trim in Aluminium matt
- Underbody protection front and rear in Aluminium matt



■ 19" light alloy wheels Y-spoke style 694, Ferric Grey, wheel size 7.5J x 19 with 245/50 R19 tyres.



□ 20" light alloy wheels Y-spoke style 695 in Bicolour Orbit Grey, gloss-lathed, with mixed tyres and run-flat properties, front 8J x 20 with 245/45 R20 tyres, rear 9.5J x 20 with 275/40 R20 tyres.

xLine interior equipment:

- Door sill finishers in Aluminum with "BMW xLine" lettering
- Sport seats for driver and front passenger in Cloth/leather combination 'Vivus' Anthracite with contrast stitching; other upholsteries available
- M Leather steering wheel
- Car key with Chrome high-gloss detailing
- Interior trim finishers in Black high-gloss with accent in Pearl Chrome; other trims available
- Loading sill of the luggage compartment in stainless steel

The availability of some equipment features and functions depends on engine variants or additional options. The market and production availability may vary. You can find detailed information about terms, standard and optional equipment at www.bmw.com or at your BMW Partner.

LUXURY LINE.

Discover even more with the new BMW brochures app. Available now, for your smartphone and tablet.



■ The Sport leather steering wheel makes a particularly high-quality impression thanks to the optional galvanised applications shown here.



□ The Sport seats in Oyster Vernasca leather with decorative stitching underscore the elegant lines of the interior.



■ 19" light alloy wheels Double-spoke style 696 in Bicolour Ferric Grey, gloss-lathed, wheel size 7.5J x 19 with 245/50 R19 tyres.



□ 20" light alloy wheels V-spoke style 697 in Bicolour Ferric Grey, gloss-lathed, with mixed tyres and run-flat properties, front 8J x 20 with 245/45 R20 tyres, rear 9.5J x 20 with 275/40 R20 tyres.

Luxury Line exterior equipment:

- BMW kidney grille with seven exclusively designed vertical slats and grille frame in Chrome
- Front bumper with specific design elements in Chrome
- 19" light alloy wheels Double-spoke style 696 in Bicolour Ferric Grey gloss-lathed; other wheels available
- Trim element Air Breather with design elements in Chrome
- Side window surrounds and window recess finisher in Chrome, B-pillar and C-pillar, mirror base and mirror foot in Black high-gloss
- Side skirt trim in Frozen Grey with accent in Chrome
- Underbody protection front and rear in Frozen Grey matt with accent in Chrome high-gloss

Luxury Line interior equipment:

- Door sill finishers in aluminium, front, with "BMW Luxury Line" lettering
- Seats in Leather 'Vernasca' Black with contrast stitching and specific stitching; other upholsteries available
- Car key with Chrome high-gloss detailing
- Interior trim finishers in Fine-wood trim poplar grain Grey with accent in Pearl Chrome; other trims available
- Instrument panel and door panel in Sensatec with contrast stitching in Grey
- Loading sill of the luggage compartment in stainless steel

M SPORT PACKAGE.

Equipment 26 | 27

powered by 

■ Standard equipment □ Optional equipment



■ M Leather steering wheel including multifunction buttons, steering wheel rim in leather 'Walknappa' Black with contoured thumb rests.



□ The multi-adjustable M Sport seats with bucket seat character and partly integrated headrest provide a maximum sporty look and excellent lateral support for you and your front passenger.



■ 19" M light alloy wheels Double-spoke style 698 M Ferric Grey, wheel size 7.5J x 19 with 245/50 R19 tyres.



□ 20" M light alloy wheels Double-spoke style 699 M in Bicolour Orbit Grey, gloss-lathed, with mixed tyres and run-flat properties, front 8J x 20 with 245/45 R20 tyres, rear 9.5J x 20 with 275/40 R20 tyres.

M Sport package exterior equipment:

- M Aerodynamics package with front apron, side skirts and wheel arch trims in body colour
- LED fog lights
- 19" M light alloy wheels Double-spoke style 698 M Ferric Grey; other wheels available
- M Sport suspension, optionally Adaptive suspension*
- BMW Individual roof rails high-gloss Shadow Line, alternatively roof rails Aluminium satinised
- BMW Individual high-gloss Shadow Line, alternatively BMW Individual Exterior Line Aluminium satinised
- M designation on the sides
- Exterior mirror caps in body colour
- M Sport brake optionally available
- Rear apron with diffuser insert in Dark Shadow metallic
- Tailpipe trim strip in Chrome high-gloss in M Sport package specific design
- Exclusive paintwork in Carbon Black metallic; other paintworks available

M Sport package interior equipment:

- M door sill finishers, M driver footrest and M specific pedals
- Sport seats for driver and front passenger in Cloth/leather combination 'Vernasca' Black with blue contrast stitching, alternatively
- Sport seats for driver and front passenger in Exclusive leather 'Vernasca' Black with blue contrast stitching featuring instrument panel in Sensatec with blue stitching; other upholsteries available
- M Leather steering wheel with multifunction buttons
- Vehicle key with exclusive M designation
- Shortened gear lever with M designation (with manual transmission)
- BMW Individual headliner anthracite
- Interior trim finishers in Aluminium Rhombicle with highlight trim finishers in Pearl Chrome, other trims available
- M specific floor mats in velour
- Loading sill of the luggage compartment in stainless steel

*The availability of some equipment features and functions depends on engine variants or additional options. The market and production availability may vary. You can find detailed information about terms, standard and optional equipment at www.bmw.com or at your BMW Partner.

THE BMW X3 M40i AND BMW X3 M40d.



Exclusive design elements highlight the dynamic potential of the BMW X3 M40i and BMW X3 M40d both inside and out. They include features such as larger air inlets, the grille frame, kidney slats and mirror caps in Cerium Grey, along with Sport seats, the M leather steering wheel with gearshift paddles and the exclusive M40i or M40d designation on the instruments, door sill finishers and at the rear. In conjunction with the 8-speed Steptronic Sport transmission, the BMW TwinPower Turbo inline 6-cylinder petrol engine in the BMW X3 M40i offers impressive dynamics thanks to its commanding performance. Fitted with a TwinScroll turbocharger, Valvetronic fully variable valve control and High Precision Injection, it generates 265 kW (360 hp) and delivers a maximum torque of 500 Nm. The BMW X3 M40i and BMW X3 M40d offer outstanding precision and agility. The dynamic lateral and longitudinal characteristics are increased – and intense driving pleasure assured – thanks to comprehensive new calibration of the suspension, specific tuning of the Variable Sport Steering, standard M Sport brakes and the BMW xDrive all-wheel-drive system with the emphasis on the rear wheels.



Also no compromise inside: the M leather steering wheel with shift paddles and the M-specific pedals combine sporting form and function.



The M Aerodynamics package underscores the athleticism of the vehicle and optimises its airflow. The package includes a front apron with larger air inlets, special side skirts and a rear apron with a diffuser insert. The tailpipes are finished in Black chrome on both sides.



As soon as the doors are opened, the exclusive doorsill finishers with model designation signal the sporting DNA of the vehicle.



The 8-speed Steptronic Sport transmission offers incredibly athletic gear changes. Whether automatic or manual using gearshift paddles or gear lever.

The figures for performance, fuel consumption and CO₂ emissions refer to vehicles with standard transmission.
Further information on fuel consumption and CO₂ emissions can be found in technical data.

THE BMW X3 xDRIVE30e.



Irresistibly dynamic and sustainable: The BMW X3 xDrive30e combines an efficient BMW TwinPower Turbo engine with a powerful eDrive motor, so that you can master every challenge with ease. The electric motor either supports the petrol engine with its power delivery without lug, or it drives the BMW X3 xDrive30e purely electrically and free of local emissions up to 135 km/h. You can conveniently check whether the charge level is sufficient for purely electric route guidance using BMW Connected eDrive Services. And if not, just keep going in hybrid mode.



The port for external charging of the high-voltage battery is located behind a flap on the vehicle's front side panel on the left.



The hybrid-specific instrument cluster informs you about all relevant data relating to the innovative plug-in hybrid drive.



The model lettering is on the right side of the tailgate.

BMW INDIVIDUAL.

THE EXPRESSION OF PERSONALITY.



Sparkling, shimmering, unique: The BMW Individual Sunstone metallic paint finish contains the Xirallic effect pigment. It catches the sunlight and creates a glitter that makes the new BMW X3 immediately stand out from the crowd.



The BMW Individual extended leather trim 'Merino' Ivory White is elegant and sporty. The particularly soft and voluminous leather made with the most meticulous workmanship turns every journey into an exceptionally luxurious experience.



Welcome to your own personal BMW X3: The BMW Individual door sill finishers add an exclusive highlight right from the start and make you look forward to a unique, individual experience.

If someone decides, then you: BMW Individual offers you all the options to customise the BMW X3 according to your wishes, with the degree of customisation entirely up to you. Add your personal driving experience to the typical BMW driving pleasure. Choose what suits you the most from particularly high-quality equipment options: Exclusive BMW Individual paint finishes that show style and confidence. Soft, voluminous leather trims and interior trim finishers made of fine woods, which turn the interior into your personal comfort zone. Or go your very own way, only following your ideas – BMW Individual ensures that they become an automotive reality.

ADDITIONAL EQUIPMENT.

Discover even more with the new BMW brochures app. Available now, for your smartphone and tablet.

■ Standard equipment □ Optional equipment



□ The Adaptive LED headlights include low-beam and high-beam headlights and turn indicators with full LED technology. The equipment also features BMW Selective Beam, cornering lights, daytime running lights and Adaptive headlights with variable light control for excellent illumination of the road ahead and better visibility in the dark.



□ The BMW X3 with the M Sport package in non-metallic Alpine White and optional 20" M light alloy wheels Double-spoke style 699 M in Orbit Grey, gloss-lathed, and with mixed tyres.



□ Panorama glass roof, electric, with slide and lift functions (front), roller sunblind, a wind deflector and a comfort opening function via the car key.

□ The roof rails in satinised Aluminium provide the base for a multifunctional BMW roof rack unit.



□ The acoustic glazing on the front side windows complements the acoustic glazing on the front windscreen and significantly reduces the level of noise for everyone inside the vehicle. It minimises noise created by the outside surroundings and flow of air, as well as by the engine, tyres and windscreen wipers. Music listeners and hands-free device users in particular will appreciate the difference this makes.



□ Remote backrest unlocking* for the rear seats allows the rear seat backrests to be unlocked and folded down conveniently via a button in the luggage compartment.



■ The through-loading system with rear seat backrests divisible in a 40:20:40 ratio guarantees flexibility when transporting people, luggage and other various items.



□ Using the lever on the right or left seat in the rear, the angle of the respective backrest can each be adjusted up to 5 degrees forwards and 6 degrees backwards.



□ The Luggage-compartment separating net can be attached behind the rear or front seats to prevent objects from falling forwards into the passenger area.



□ Sculptural, three-dimensional full LED rear lights in conjunction with Adaptive LED headlights.




□ The Trailer tow hitch with electrically adjustable tow ball and trailer stability control is approved for heavy loads of up to 2,400 kg.



□ The Multifunctional instrument display¹ offers an impressive presentation of the gauges and other instruments.



□ BMW Individual extended leather trim 'Merino' in Ivory White.*



□ Ambient light, including Ambient contour lighting in the front and rear doors, creates a relaxed, cosy lighting atmosphere in the interior. The Welcome Light Carpet illuminates the area in front of the car doors when entering and exiting. Six dimmable light designs in White, Blue, Orange, Bronze, Lilac and Green are available.

¹ Only available in conjunction with BMW Live Cockpit Professional.

* The availability of some equipment features and functions depends on engine variants or additional options. The market and production availability may vary. You can find detailed information about terms, standard and optional equipment at www.bmw.com or at your BMW Partner.

ADDITIONAL EQUIPMENT.

Discover even more with the new BMW brochures app. Available now, for your smartphone and tablet.

■ Standard equipment □ Optional equipment




□ The Instrument panel in Sensatec^{4,*} lends the interior of the vehicle a highly exclusive atmosphere. The artificial leather is applied directly to a semi-rigid foam, and features an impressively soft surface. The wear-resistant material around the door panels on the front and rear features attractive double-lap seams.



□ The individually adjustable Sport seats for the driver and front passenger⁴ feature numerous manual adjustment options, including backrest width, fore-and-aft position, and the backrest and seat angle. Thanks to taller seat and backrest bolsters, and well-defined side bolsters, they provide excellent ergonomics and a high degree of lateral support.



□ With BMW Gesture Control^{*}, certain functions can be operated by means of defined hand movements. For certain operations the system will for example recognise gestures such as 'swiping' or 'pointing' for accepting or rejecting an incoming call, or circular motions of the index finger to adjust volume.



□ The full-colour BMW Head-Up Display² projects all information relevant to the journey directly into the driver's field of vision, thereby allowing them to fully concentrate on driving. Information such as the current speed, navigation directions, Speed Limit Info including no-overtaking indicator, along with telephone and entertainment lists are displayed.



□ Automatic air conditioning with three-zone control includes Automatic Air Recirculation (AAR) with a micro active carbon filter, as well as fogging and solar sensors.



□ Exclusive galvanic embellishers for controls such as the Start/Stop button, along with volume and temperature dials, lend a particularly high-quality look.



□ Harman Kardon surround sound system^{*} with 464-watt digital amplifier, nine channels, vehicle-specific equalizer and 16 speakers.



□ Telephony with wireless charging¹ offers a comprehensive telephony package with Bluetooth connectivity and the technical capacity for a WiFi hotspot.



□ The equipment package Parking Assistant Plus^{5,*} makes parking and manoeuvring the vehicle easier. It features Surround View including Top View, Remote 3D View, PDC as well as a lateral parking aid, the Active PDC emergency braking function and the Parking Assistant with linear guidance that provides fully automatic parking both parallel and perpendicular to the road.



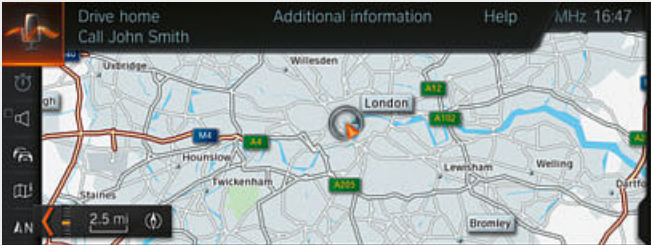
□ Driving Assistant Plus^{3,*} offers greater comfort and security during monotonous or complex driving situations. These can include traffic jams, stop-and-go traffic or long journeys through the city, on country roads or motorways, along with navigating junctions and lane changes.



□ The Ambient Air Package^{*} comprises a fragrance dispersal function and an air ionisation function. There are eight fragrances to choose from, all specially composed for the vehicle.



□ Concierge Service, Remote Services, BMW Maps, smartphone integration incl. Apple CarPlay and Android Auto or In-Car Experiences? Why order individual options when you can have everything? With the Connected Package Professional^{*}, you can get these services from BMW ConnectedDrive.



□ Intelligent Voice Assistant^{*} understands natural speech and optimises recognition rate over a large range of individual and situational variations thanks to Offboard Voice processing. It also understands linguistic varieties, dialects and jargon. This enables a substantially greater range of possibilities when dictating text messages or emails.



□ With Share My Ride in Real-time^{*}, the driver can safely share his or her arrival time and current location on a map while driving with friends, family and colleagues.

¹ Supports inductive charging for Qi-compatible mobile phones. Special charging cases are available from Original BMW Accessories for selected smartphones that do not support the Qi standard for inductive charging.
² The information in the BMW Head-Up Display is not fully visible when viewed through polarised sunglasses. Content shown will depend on the equipment options chosen. Further optional equipment is required to display specific items.

³ Function may be limited in darkness, fog or bright glare.
⁴ Standard for M40i and M40d.
⁵ The driver is responsible for constantly monitoring the automated parking procedure in accordance with local road laws.

^{*} The availability of some equipment features and functions depends on engine variants or additional options. The market and production availability may vary. You can find detailed information about terms, standard and optional equipment at www.bmw.com or at your BMW Partner.

Some ConnectedDrive Services may differ between countries. Please consult your local BMW partner for more information.

EXTERIOR COLOURS.

Discover even more with the new BMW brochures app. Available now, for your smartphone and tablet.

■ Standard equipment □ Optional equipment




□ Non-metallic U300 Alpine White.¹



■ Non-metallic U668 Black.




□ Metallic WA96 Mineral White.




□ WC1M Phytomic Blue.²




□ Metallic WA83 Glacier Silver.²



□ Metallic WA90 Sophisto Grey brilliant effect.²




□ Metallic M475 Black Sapphire.²



□ Metallic M416 Carbon Black.³

BMW INDIVIDUAL.



□ BMW Individual WC1N Sunstone metallic.²

[Colours] The colours printed above are intended to provide you with a first impression of paints and materials available for your BMW. Experience has shown, however, that printed images of paint, upholstery and interior trim colours cannot faithfully reproduce the actual

appearance of the originals. We recommend therefore that you consult your BMW partner who will be able to show you original samples and assist with special requests.

¹ Available as standard for the M Sport package.
² Also optionally available for the M Sport package.
³ Exclusively available for the M Sport package.

The availability of some equipment features and functions depends on engine variants or additional options. The market and production availability may vary. You can find detailed information about terms, standard and optional equipment at www.bmw.com or at your BMW Partner.

INTERIOR COLOURS.

Discover even more with the new BMW brochures app. Available now, for your smartphone and tablet.

■ Standard equipment □ Optional equipment

CLOTH

Available with



■ Base

Cloth 'Hevelius'*
Anthracite, interior
colour Black.


BMW INDIVIDUAL
LEATHER

Available with



□ Base
□ Luxury Line
□ xLine
□ M Sport package

BMW Individual
extended leather
trim* 'Merino' leather
VATQ Tartufo.



□ Base
□ Luxury Line
□ xLine
□ M Sport package

BMW Individual
extended leather
trim* 'Merino' leather
VAEW Ivory White.


LEATHER

Available with



□ M Sport package

Leather 'Vernasca'*
MANL Black,
contrast stitching
Blue, interior colour
Black.




□ Base
□ Luxury Line
□ xLine
□ M Sport package

BMW Individual
extended leather
trim* 'Merino' leather
VAHZ Fiona Red/
Black.




□ Base*
■ Luxury Line
□ xLine
□ M Sport package

Leather 'Vernasca'
MAH7 Black with
decorative stitching,
interior colour Black.




□ Base*
■ Luxury Line
□ xLine
□ M Sport package

Leather 'Vernasca'
MAFO Canberra
Beige with
decorative stitching,
interior colour Black.




□ Base*
■ Luxury Line
□ xLine
□ M Sport package

Leather 'Vernasca'
MAMU Mocha with
decorative stitching,
interior colour Black.



■ Luxury Line
□ xLine
□ M Sport package

Leather 'Vernasca'*
MAOQ Oyster with
decorative stitching
and extended
features, interior
colour Black.



■ Luxury Line
□ xLine
□ M Sport package

Leather 'Vernasca'*
MAPQ Cognac with
decorative stitching,
interior colour Black.


CLOTH/LEATHER
COMBINATION

Available with



□ Basis
■ xLine

Cloth/leather
combination 'Vivus'*
BVAT Anthracite,
interior colour Black.




■ M Sportpaket

Cloth/leather
combination
'Vernasca'
BWNL Black,
contrast stitching
Blue, interior colour
Black.

INTERIOR TRIM

Available with



■ Base

Interior trim finishers
Oxide Silver dark
matt on the
instrument panel
with highlight trim
finisher Pearl
Chrome, door
handles in Oxide
Silver dark



■ M Sport package

Interior trim finishers
Aluminium
Rhombic on the
instrument panel
and doors, with
highlight trim finisher
Pearl Chrome



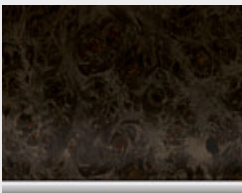
□ Base
■ Luxury Line
□ xLine
■ M Sport package

Interior trim finishers
Aluminium fine
cutting on the
instrument panel
and doors, with
highlight trim finisher
Pearl Chrome




□ Base
■ Luxury Line
□ xLine
□ M Sport package

Open-pored fine-
wood trim 'Fineline'
Cove on the
instrument panel
and doors, with
highlight trim finisher
Pearl Chrome



□ Base
■ Luxury Line
□ xLine
□ M Sport package

Fine-wood trim
poplar grain grey
on the instrument
panel and doors,
with highlight trim
finisher Pearl
Chrome



□ M Sport package

Interior trim finishers
'Carbon Fibre' on
the instrument
panel, doors and
centre console with
highlight trim finisher
Pearl Chrome.


INTERIOR TRIM

Available with



□ Base
■ Luxury Line
■ xLine

Interior trim finishers
black high-gloss
on the instrument
panel, centre
console and doors,
with highlight trim
finisher Pearl
Chrome.



□ Base
■ Luxury Line
□ xLine
□ M Sport package

Fine-wood trim Oak
dark high-gloss on
the instrument panel
and doors, with
highlight trim finisher
Pearl Chrome

BMW INDIVIDUAL
INTERIOR TRIMS

Available with




□ Base
□ Luxury Line
□ xLine
□ M Sport package

BMW Individual
interior trim
4ML Piano finish
Black

BMW INDIVIDUAL
HEADLINER

Available with



□ Base
□ Luxury Line
□ xLine
■ M Sport package

BMW Individual
headliner
775 Anthracite

Please note that even normal long or short-term use can lead to permanent upholstery damage. This can be caused in particular by non-colourfast clothing.

Please note that the interior colour depends on the selected upholstery colour.

*The availability of some equipment features and functions depends on engine variants or additional options. The market and production availability may vary. You can find detailed information about terms, standard and optional equipment at www.bmw.com or at your BMW Partner.

WHEELS AND TYRES.

Discover even more with the new BMW brochures app. Available now, for your smartphone and tablet.



□ 21" BMW Individual light alloy wheels V-spoke style 726 I in Bicolour Orbit Grey, gloss-lathed, with mixed tyres and run-flat properties, front 8.5J x 21 with 245/40 R21 tyres, rear 9.5J x 21 with 275/35 R21 tyres.



□ 18" light alloy wheels Double-spoke style 688 Reflex Silver with all season tyres and run-flat properties, wheel size 7J x 18 with 225/60 R18 tyres.



□ 21" M light alloy wheels Double-spoke style 718 M in Bicolour Cerium Grey matt, gloss-lathed*, with mixed tyres and run-flat properties, front 8.5J x 21 with 245/40 R21 tyres, rear 9.5J x 21 with 275/35 R21 tyres.



■ 18" light alloy wheels V-spoke style 618 in Reflex Silver, wheel size 7J x 18, with 225/60 R18 tyres.



□ 18" light alloy wheels turbine styling 689 in Bicolour Jet Black non-metallic, gloss-lathed, with run-flat properties, BMW EfficientDynamics, wheel size 7J x 18, with 225/60 R18 tyres.



□ 19" light alloy wheels V-spoke style 691, Reflex Silver with run-flat properties, wheel size 7.5J x 19 with 245/50 R19 tyres.



□ 19" light alloy wheels V-spoke style 692 in Bicolour Ferric Grey, gloss-lathed with run-flat properties, wheel size 7.5J x 19 with 245/50 R19 tyres.



□ 20" light alloy wheels Y-spoke style 695 in Bicolour Orbit Grey, gloss-lathed, with mixed tyres and run-flat properties, front 8J x 20 with 245/45 R20 tyres, rear 9.5J x 20 with 275/40 R20 tyres.



□ 20" light alloy wheels V-spoke style 697 in Bicolour Ferric Grey, gloss-lathed, with mixed tyres and run-flat properties*, front 8J x 20 with 245/45 R20 tyres, rear 9.5J x 20 with 275/40 R20 tyres.



□ 20" M light alloy wheels Double-spoke style 699 M in Bicolour Orbit Grey, gloss-lathed^{1,2,*}, with mixed tyres and run-flat properties, front 8J x 20 with 245/45 R20 tyres, rear 9.5J x 20 with 275/40 R20 tyres.



○ 21" BMW M light alloy wheels Y-spoke style 701 M Bicolour Black matt, gloss-lathed on the visible side. Complete summer wheel set with mixed, run-flat tyres. Front tyres: 245/40 R21. Rear: 275/35 R21.

¹ Only available in conjunction with the M Sport package.
² Standard for M40i and M40d.
* The availability of some equipment features and functions depends on engine variants or additional options. The market and production availability may vary. You can find detailed information about terms, standard and optional equipment at www.bmw.com or at your BMW Partner.

ORIGINAL BMW ACCESSORIES.

■ Standard equipment □ Optional equipment ○ Accessories



○ This contemporary roof box in Black with titanium silver side trims has a 520-litre capacity and fits all BMW roof rack systems. It can be opened from both sides and features triple central locking on each side which makes it easy to load and provides anti-theft locking.



○ The Pro 2.0 rear bicycle rack is lightweight yet sturdy and can carry up to 60kg. Exceptionally easy to use, it carries two bicycles or e-bikes (can be extended to accommodate three bicycles). Its tilt function also allows easy access to the luggage compartment at all times.



○ The high-quality 20" light alloy wheels Y-spoke style 695 are in matt Black and feature spokes arranged on two levels. Complete summer wheel set with mixed, run-flat tyres. Front wheels: 8J x 20 with 245/45 R20 103W XL RSC tyres. Rear wheels: 9.5J x 20 with 275/40 R20 106W XL RSC tyres. Also available as a complete winter wheel.



○ All-weather floor mats: precisely fitting protection against moisture and dirt in the front footwells. In black and with a stainless steel X3 inlay, the mats are a perfect match with the interior.



○ Wireless charging cover: The wireless charging cover enables inductive charging of the Apple iPhone™ 7; phone cover can also be used as a protective cover.



○ Fitted luggage compartment mat: anti-slip, water-resistant, durable mat for protecting the luggage compartment from dirt and moisture. In black and with an X3 stainless steel inlay for a perfect match with the interior.

Discover the wide range of innovative solutions available for the exterior and interior, communication and information, and for transportation and the luggage compartment. Your BMW Partner is on hand to advise you on the whole range of Original BMW Accessories and the BMW M Performance Parts product portfolio. For further information, please visit www.bmw.com

BMW X3	xDrive20i	xDrive30i	M40i	sDrive18d ¹⁰ with mild hybrid technology	xDrive20d ¹⁰	xDrive20d ¹⁰ with mild hybrid technology	xDrive30d ¹⁰ with mild hybrid technology	M40d ¹⁰ with mild hybrid technology	xDrive30e
--------	-----------	-----------	------	---	-------------------------	---	---	--	-----------

Weight										
Unladen weight EU ¹	kg	1810	1830	1945	1820–1790	1875	1910	2005	2095	2065
Maximum permissible weight	kg	2400	2400	2500	2400–2360	2465	2500	2550	2560	2620
Permitted load	kg	665	645	630	645–655	665	665	620	540	630
Permitted trailer load, unbraked ²	kg	750	750	750	750	750	750	750	750	750
Permitted trailer load, braked, max. 12% gradient/max. 8% gradient ³	kg	2000–2400 ² / 2000–2400 ²	2000–2400 ² / 2000–2400 ²	2000–2400 ² / 2000–2400 ²	2000/2000	2000–2400 ² / 2000–2400 ²	2000–2400 ² / 2000–2400 ²	2000–2400 ² / 2000–2400 ²	2000–2400 ² / 2000–2400 ²	2000/2000
Luggage capacity	l	550–1600	550–1600	550–1600	550–1600	550–1600	550–1600	550–1600	550–1600	450–1500

BMW TwinPower Turbo engine ⁶										
Cylinders/valves		4/4	4/4	6/4	4/4	4/4	4/4	6/4	6/4	4/4
Capacity	cm ³	1998	1998	2998	1995	1995	1995	2993	2993	1998
Max. output/engine speed	kW(hp)/ rpm	135 (184)/ 5000–6500	185 (252)/ 5200–6500	265 (360)/ 5200–6500	100–110 (136–150)/ 4000	140 (190)/ 4000	120–140 (190–163)/ 4000	183–210 (249–286)/ 3250–4400	250 (340)/ 4400	120–135 (163–184)/ 5000–6500
with mild hybrid technology	kW(hp)	–	–	–	+ 8 (11)	–	+ 8 (11)	+ 8 (11)	+ 8 (11)	–
Max. torque/engine speed	Nm/ rpm	300/ 1350–4000	350/ 1450–4800	500/ 1900–5000	350/ 1750–2500	400/ 1750–2500	400/ 1750–2500	650/ 1500–2500	700/ 1750–2250	300/ 1350–4000

eDrive motor										
Max. output	kW (hp)	–	–	–	–	–	–	–	–	80 (109)
Max. torque	Nm	–	–	–	–	–	–	–	–	265
System output	kW (hp)	–	–	–	–	–	–	–	–	200–215 (272–292)
System torque	Nm	–	–	–	–	–	–	–	–	420

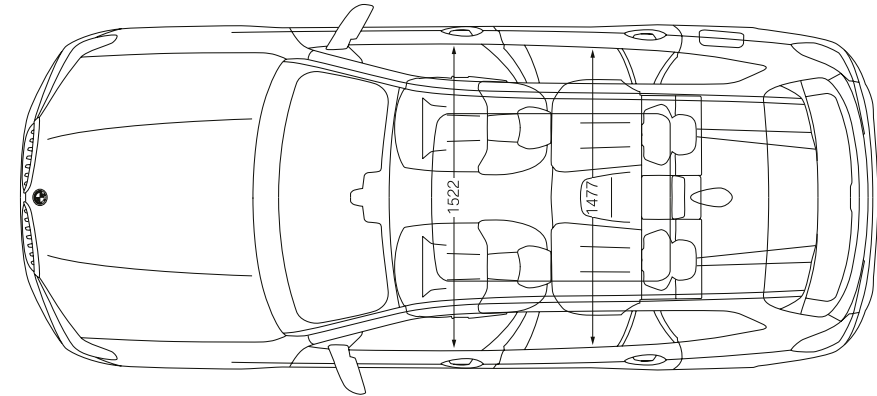
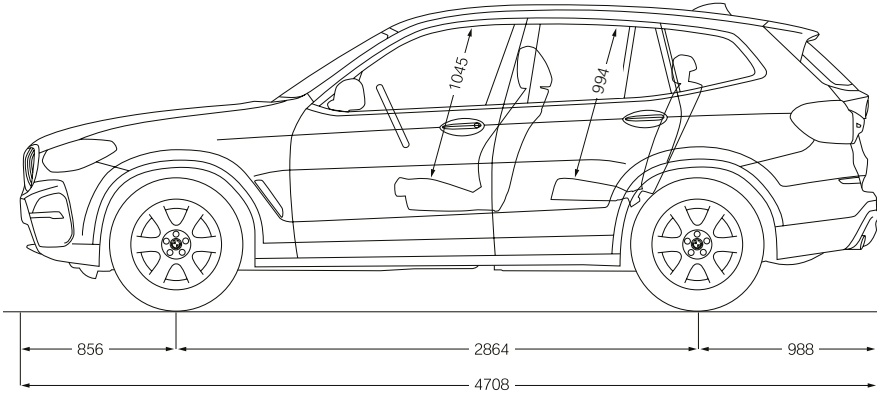
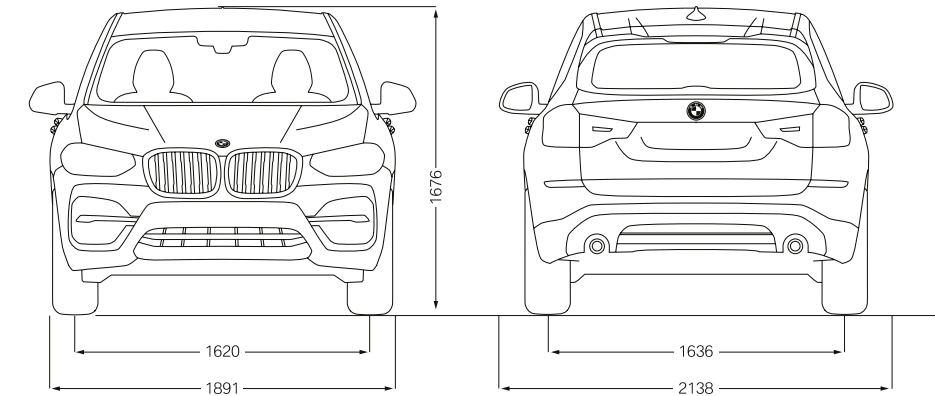
Lithium-ion high-voltage battery										
Battery type/net battery capacity	kWh	–	–	–	–	–	–	–	–	Li-ion/11.15
Electric range/Maximum total range, combined ⁸	km	–	–	–	–	–	–	–	–	52–58 ^{L-4}
Charging time (AC rapid charging with BMW Wallbox) ⁹	h	–	–	–	–	–	–	–	–	approx. 3.7

Power transmission										
Type of drive	All-wheel	All-wheel	All-wheel	Rear-wheel	All-wheel	All-wheel	All-wheel	All-wheel	All-wheel	All-wheel
Standard transmission	8-speed Steptronic	8-speed Steptronic	8-speed Steptronic Sport	8-speed Steptronic	8-speed Steptronic	8-speed Steptronic	8-speed Steptronic	8-speed Steptronic	8-speed Steptronic Sport	8-speed Steptronic

Driving performance										
Top speed	km/h	215	240	250 ⁵	198–193	213	213–205	245–235	250 ⁵	210–205
Top electric speed	km/h	–	–	–	–	–	–	–	–	135
Acceleration 0–100 km/h	s	8.3	6.4	4.8	9.4–10.3	8.0	7.9–9.0	5.7–5.9	4.9	6.1–6.4

Consumption ^{6,7} – All engines conform to the EU6 standard										
Urban	l/100 km	7.8–8.1	7.8–8.0	9.7–9.9	4.8–5.4	5.4–5.9	5.2–5.5	6.4–6.7	6.9–7.2	–
Extra-urban	l/100 km	5.9–6.4	5.9–6.4	6.6–7.1	4.2–4.8	4.9–5.1	4.5–4.8	4.6–5.0	4.9–5.2	–
Combined	l/100 km	6.6–7.0	6.6–7.0	7.8–8.1	4.4–5.0	5.1–5.4	4.8–5.1	5.2–5.6	5.6–6.0	2.1–2.4
Consumption range, combined	kWh/ 100 km	–	–	–	–	–	–	–	–	16.0–16.7
Exhaust emissions standard (type-certified)		EU6d	EU6d	EU6d	EU6d	EU6d	EU6d	EU6d	EU6d	EU6d-temp
Combined CO ₂ emissions	g/km	151–161	151–160	178–187	116–133	133–142	126–134	137–147	148–157	47–54
Tank capacity (approx.) standard	l	65	65	65	58	60	60	68	68	50

Wheels/tyres										
Tyre dimensions	225/60 R18 W	225/60 R18 W	245/45 R20 W/ 275/40 R20 W	225/60 R18 W	225/60 R18 W	225/60 R18 W	225/60 R18 W	245/45 R20 W/ 275/40 R20 W	225/60 R18 W	
Wheel size	7J x 18	7J x 18	8J x 20/ 9.5J x 20	7J x 18	7J x 18	7J x 18	7J x 18	8J x 20/ 9.5J x 20	7J x 18	
Material	Light alloy	Light alloy	Light alloy	Light alloy	Light alloy	Light alloy	Light alloy	Light alloy	Light alloy	



All dimensions in the technical drawing are given in millimetres.
The figures for performance, fuel consumption and CO₂ emissions refer to vehicles with standard transmission.

¹ The EC unladen weight refers to a vehicle with standard equipment and does not include any optional extras. The unladen weight includes a 90% full tank and a driver weight of 75 kg. Optional equipment may affect the weight of the vehicle, the payload and the top speed if the selected equipment has an impact on the vehicle's aerodynamics.

² Only with factory-fitted trailer tow hitch.

³ The actual total weight of the trailer must not exceed the maximum trailer load, taking into account the maximum tow bar download.

⁴ Provisional figures; any missing figures were unavailable at the time of publication.

⁵ Electronically limited.

⁶ Performance data of petrol engines apply to vehicles using RON 98 fuel. Fuel consumption data apply to vehicles using reference fuels in accordance with EU Regulation 2007/715. Unleaded RON 91 and higher with a maximum ethanol content of 10% (E10) may also be used. BMW recommends RON 95 super unleaded petrol.

⁷ The data for fuel consumption, CO₂ emissions and energy consumption are determined in accordance with the measurements processes as defined by European Regulation (EU) 2007/715 in the applicable version. Data refer to a vehicle with base-level equipment in Germany, and the ranges account for differences according to the selected wheel and tyre size and the optional equipment and may change during the configuration process. Figures have been determined on the basis of the new WLTP test cycle and have been converted back into NEDC figures for comparability. [For these vehicles, values other than those specified here may apply for the assessment of taxes and other vehicle-related charges that are (also) based on CO₂ emissions.]

⁸ Range depends on the equipment and various factors. In particular: personal driving style, route characteristics, exterior temperature, heating/air conditioning, pre-conditioning and the chosen equipment.

⁹ Dependent on the local electricity infrastructure. Charging time corresponds to a 100% charge.

¹⁰ This engine version is not available in all countries. For further information, please contact your local BMW Partner.



YOUR NEW SPEED DATING APP.

DOWNLOAD NOW THE BMW BROCHURES APP FROM YOUR APP STORE
AND DISCOVER DRIVING PLEASURE!

BMW X3 M40i.

BMW TwinPower Turbo inline 6-cylinder petrol engine, 265 kW (360 hp), 21" BMW M light alloy wheels Double-spoke style 718 M with mixed tyres, exterior colour in Phytonic Blue metallic, Sport seats for driver and front passenger in leather 'Vernasca' Cognac with decorative stitching in Black, interior trim finishers in Aluminium Rhombicle with highlight trim finisher Pearl Chrome, instrument panel in Sensatec Black.

The models illustrated in this medium show the equipment and configuration options (standard and optional) for vehicles produced by BMW AG for the German market. Alterations in standard and optional equipment and the configurations available for the different models, as described in this medium, may occur after 03/18/2020, the editorial deadline for this medium, or according to the specific requirements of other markets. Your local BMW Partner is available to provide further details. Subject to change in design and equipment. Of course, each vehicle is designed for economical recycling after its long-running life. You can find more information regarding your end-of-life vehicle on our website www.bmw.de/recycling.

© BMW AG, Munich, Germany. Not to be reproduced wholly or in part without prior written permission of BMW AG, Munich.